



India Data Insights

A **SATTVA** INITIATIVE

www.indiadatainsights.com



Aspirational Districts & Block Programme - Performance and CSR Investments

Realcharts – December 2023

Data Sources:

- NITI Aayog
- Champions of Change – Dashboard
- Ministry of Corporate Affairs (MCA)

Notes:

- The aspirational districts of West Bengal (3 districts) did not join the programme. Hence they are not tracked on Champions of Change dashboard. Only 112 (out of 115) are being tracked.
- Distance to frontier – the distance of each district from the state’s and nation’s best
- Thematic area scores from Champions of Change are as of Aug 2023
- CSR Data from MCA is as of Aug 2023
- CSR amounts are in INR crores.
- PAN India refers to projects undertaken that are pan-India in scope.
- The district level CSR analysis is limited by the data available. Nearly 80% of the total CSR spend is not mapped to any district, though attributed to a specific state. Readers are advised to keep in mind that some of the funds being shown at state level may have been spent in aspirational districts, but not specifically attributed at district level. Hence the actual spend in aspirational districts is likely to be higher than what is directly attributed according to the statements filed with the MCA.

A New India by 2022 – Transformation of Aspirational Districts



Launched in 2018 - 5 years programme
Progress monitored monthly



115 Districts across 28 States




5 Thematic Areas



81 Data points across 49 Indicators



More than 21 Crore (~15%) of India's
population lives in Aspirational Districts



Convergence of Central & State Schemes
Collaboration of Central, State-level Officers
& District Collectors
Competition among districts



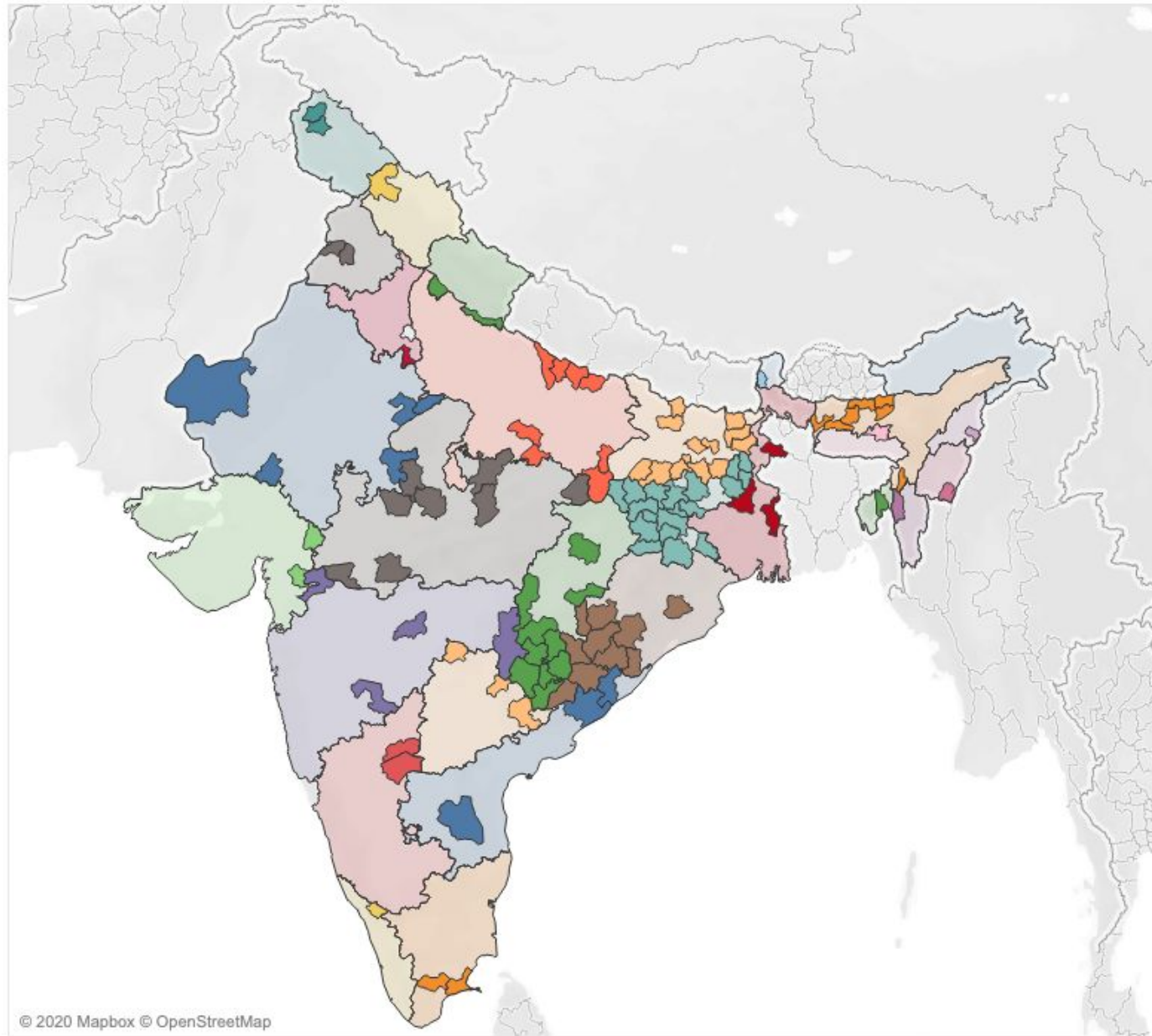
72% increase in the overall composite score
in 5 years (Aug 2018-23)



~3307 INR Crores of CSR funding between
2014-22. ~2.15% of Total CSR spend*.

* ~80% of the CSR amount is not mapped to any district. CSR spend in Aspirational District pertains to the amount that has been mapped to districts.

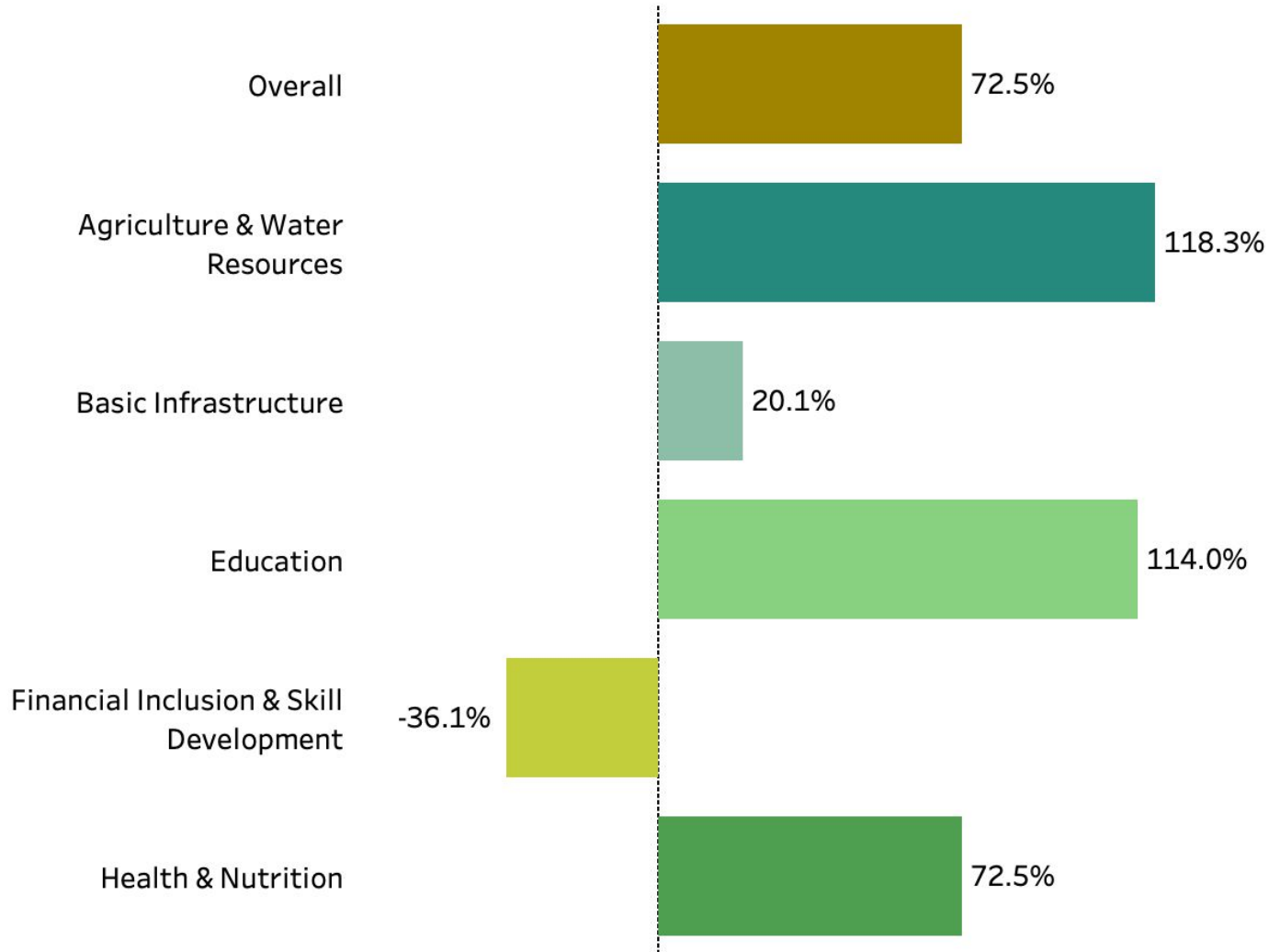
Aspirational Districts of India



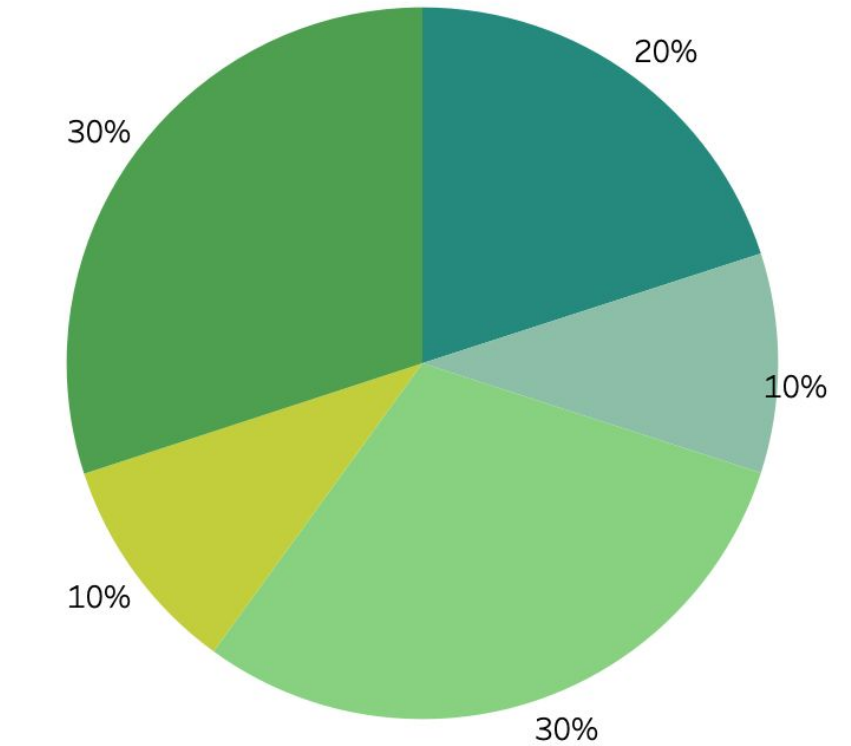
50% of aspirational districts are from these 5 states

- Jharkhand (19 districts)
- Bihar (13 districts)
- Chhattisgarh (10 districts)
- Odisha (10 districts)
- Madhya Pradesh (8 districts)

Average Score Change in 5 years (Aug 2018-23)

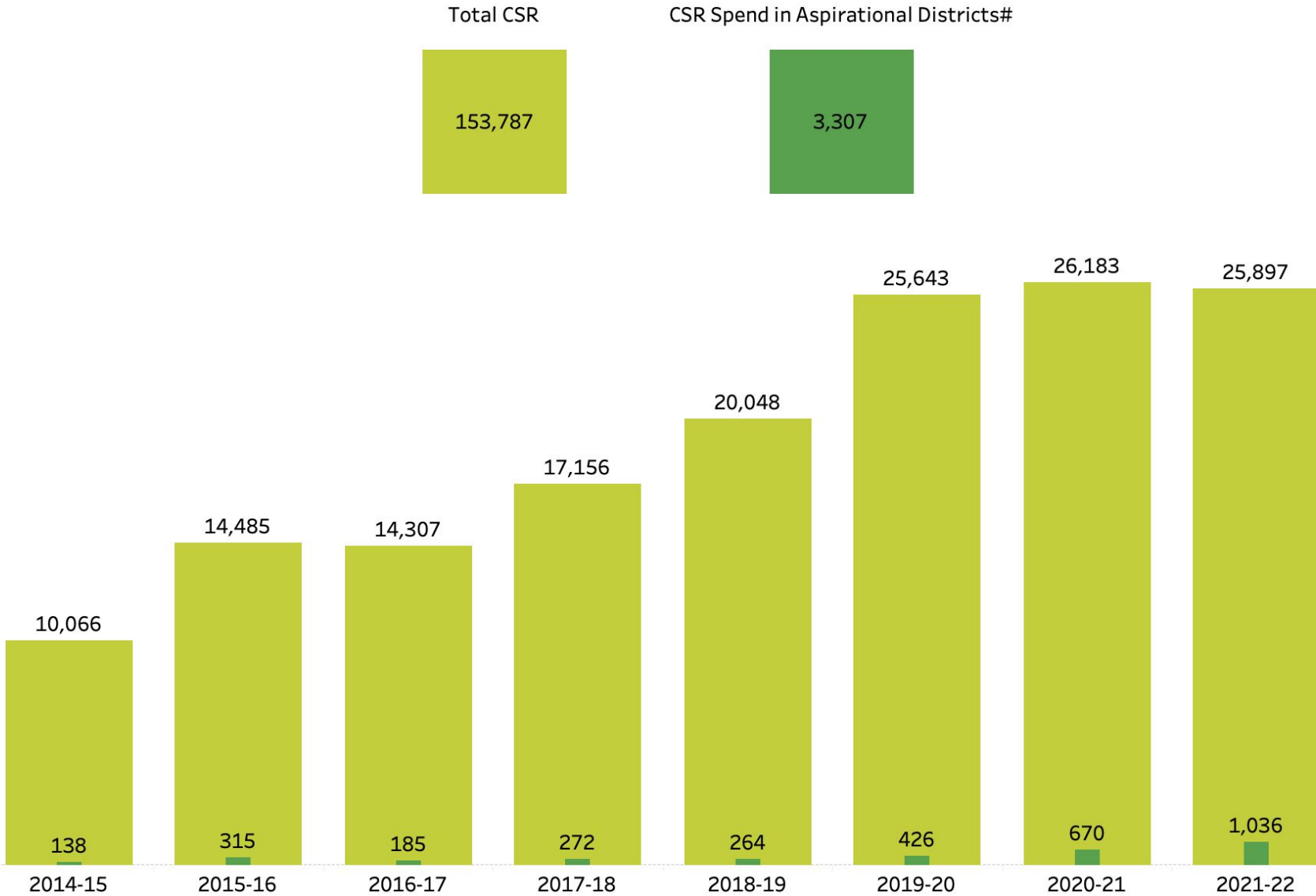


Thematic Areas - Weightages



- Theme**
- Agriculture & Water Resources
 - Basic Infrastructure
 - Education
 - Financial Inclusion & Skill Development
 - Health & Nutrition

CSR Spend in Aspirational Districts (2014-22)

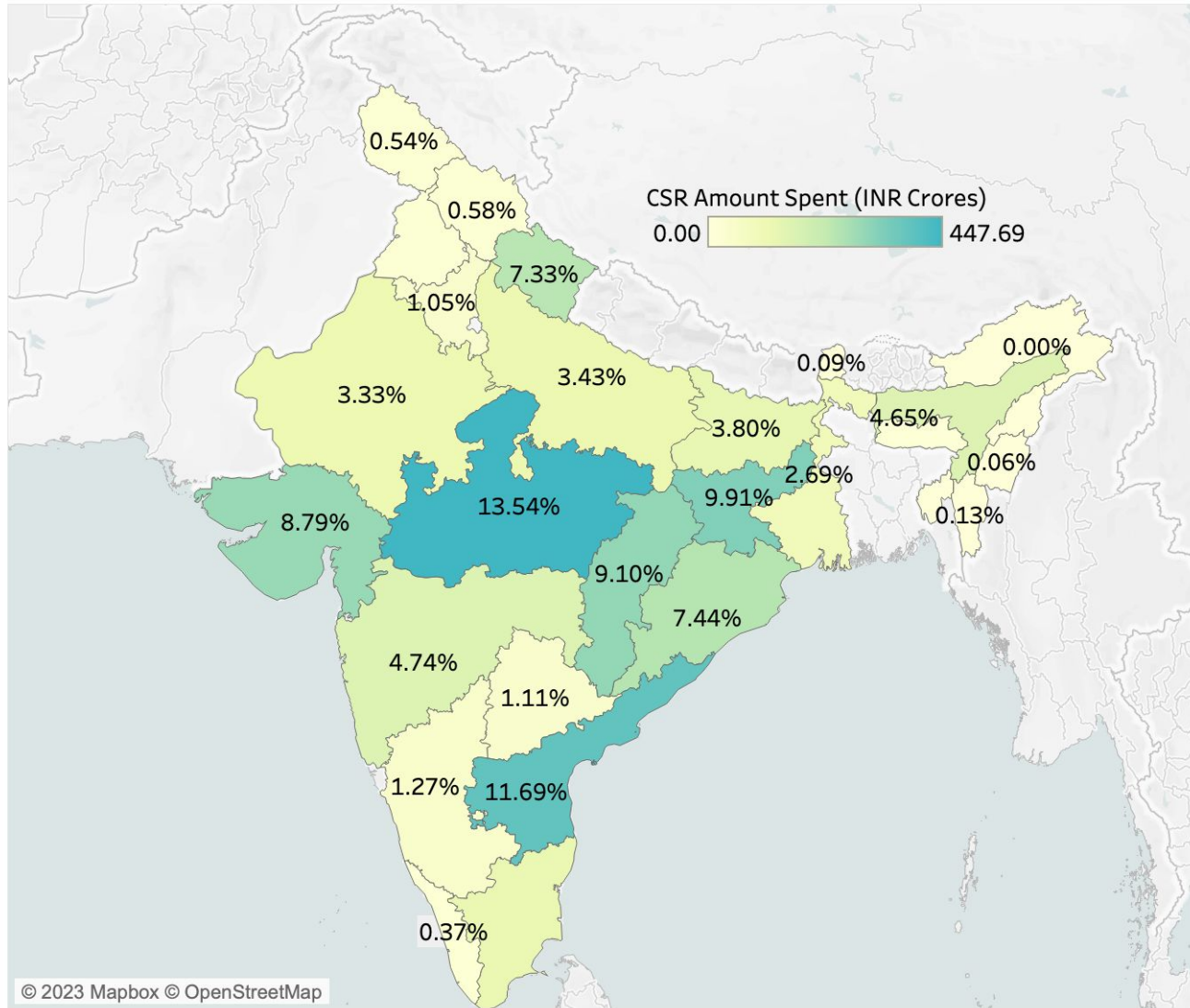


- ~2.15% of the **total CSR spend** has been in the **aspirational districts***
- In FY 2021-22, Spend in aspirational districts increased by more than 50% from it's previous year

* ~80% of the CSR amount is not mapped to any district. CSR spend in Aspirational District pertains to the amount that has been mapped to districts.

Note: The 'Transformation of Aspirational Districts' was launched in January 2018, with the aim to improve the socioeconomic conditions in the 100 most backward districts of India, which would give a big boost to overall development of the country. 115 districts were identified from 28 states, at least one from each state

CSR Spend in Aspirational Districts# (2014-22)



~53% of the total CSR funds spent in mapped aspirational districts has been **invested in these five states**

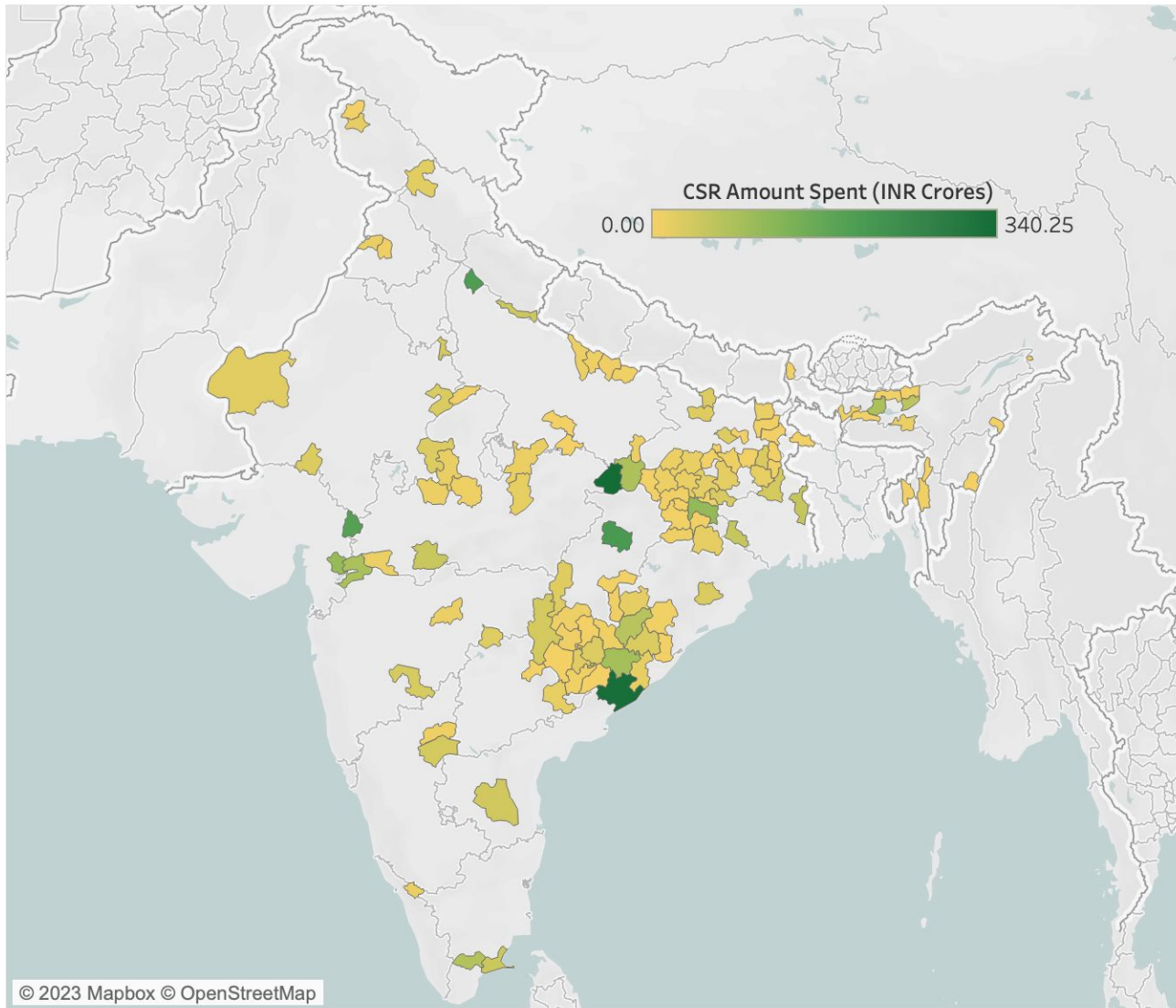
- Madhya Pradesh (448 Cr.)
- Andhra Pradesh (387 Cr.)
- Jharkhand (328 Cr.)
- Chhattisgarh (301 Cr.)
- Gujarat(291 Cr.)

Note: ~80% of the CSR amount is not mapped to any district. CSR spend in Aspirational District pertains to the amount that has been mapped to districts.

The 'Transformation of Aspirational Districts' was launched in January 2018, with the aim to improve the socioeconomic conditions in the 100 most backward districts of India, which would give a big boost to overall development of the country. 115 districts were identified from 28 states, at least one from each state

Notes: Data as updated on MCA portal as of Aug 2023. All amounts are cumulative and in INR crores.
 # CSR Amount mapped to districts
 No Aspirational districts in the State/UTs of Delhi, Goa, Ladakh, Chandigarh, Lakshadweep and Andaman & Nicobar Islands

CSR Spend in Aspirational Districts# (2014-22)



CSR spend in top five aspirational districts constitutes more than 1/3rd of the total CSR spend in aspirational districts.

- Singrauli (Madhya Pradesh) – 10.3%
- Vishakhapatnam (Andhra Pradesh)- 10%
- Korba (Chhattisgarh) – 6.3%
- Haridwar (Uttarakhand) - 6%
- Dohad (Gujarat) – 5.7%

Note: ~80% of the CSR amount is not mapped to any district. CSR spend in Aspirational District pertains to the amount that has been mapped to districts.

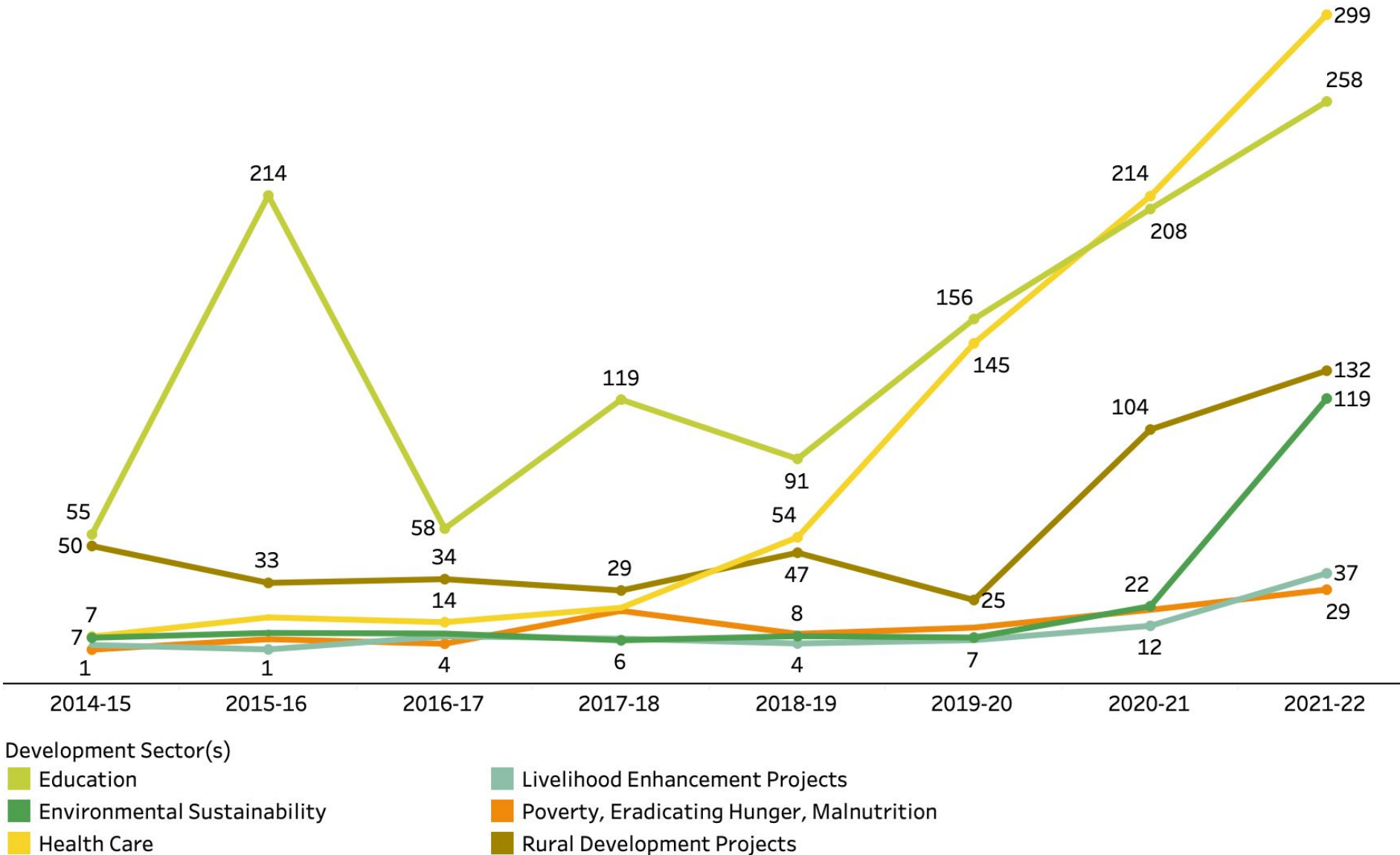
The 'Transformation of Aspirational Districts' was launched in January 2018, with the aim to improve the socioeconomic conditions in the 100 most backward districts of India, which would give a big boost to overall development of the country. 115 districts were identified from 28 states, at least one from each state

Notes: Data as updated on MCA portal as of Aug 2023. All amounts are cumulative and in INR crores.

CSR Amount mapped to districts

No Aspirational districts in the State/UTs of Delhi, Goa, Ladakh, Chandigarh, Lakshadweep and Andaman & Nicobar Islands

Top Recipient Sectors - Aspirational Districts (2014-22)

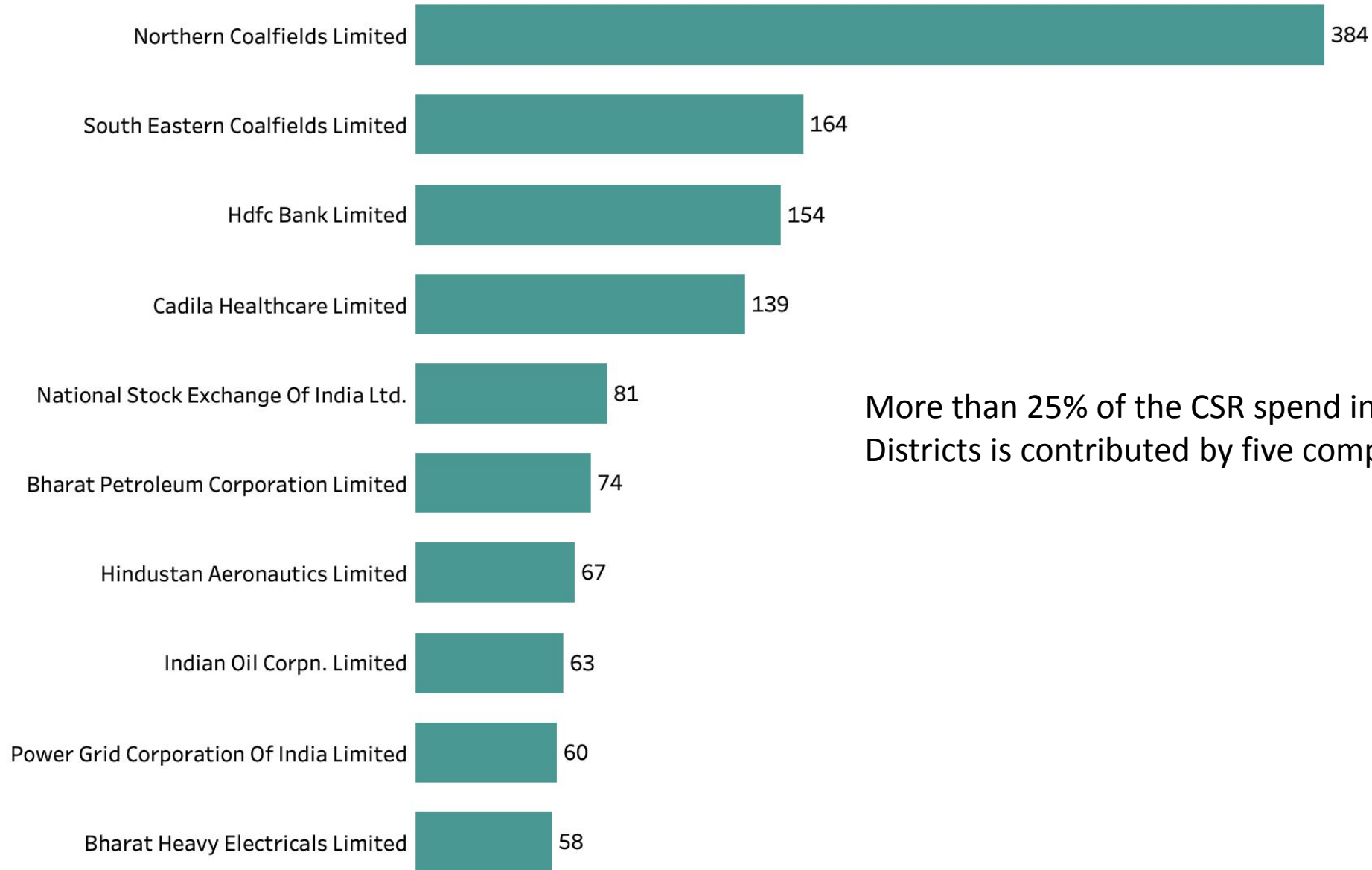


Over 3/4th (78%) of the CSR spend in ADs has been across these four top sectors

- Education
- Healthcare
- Rural Development
- Environment Sustainability

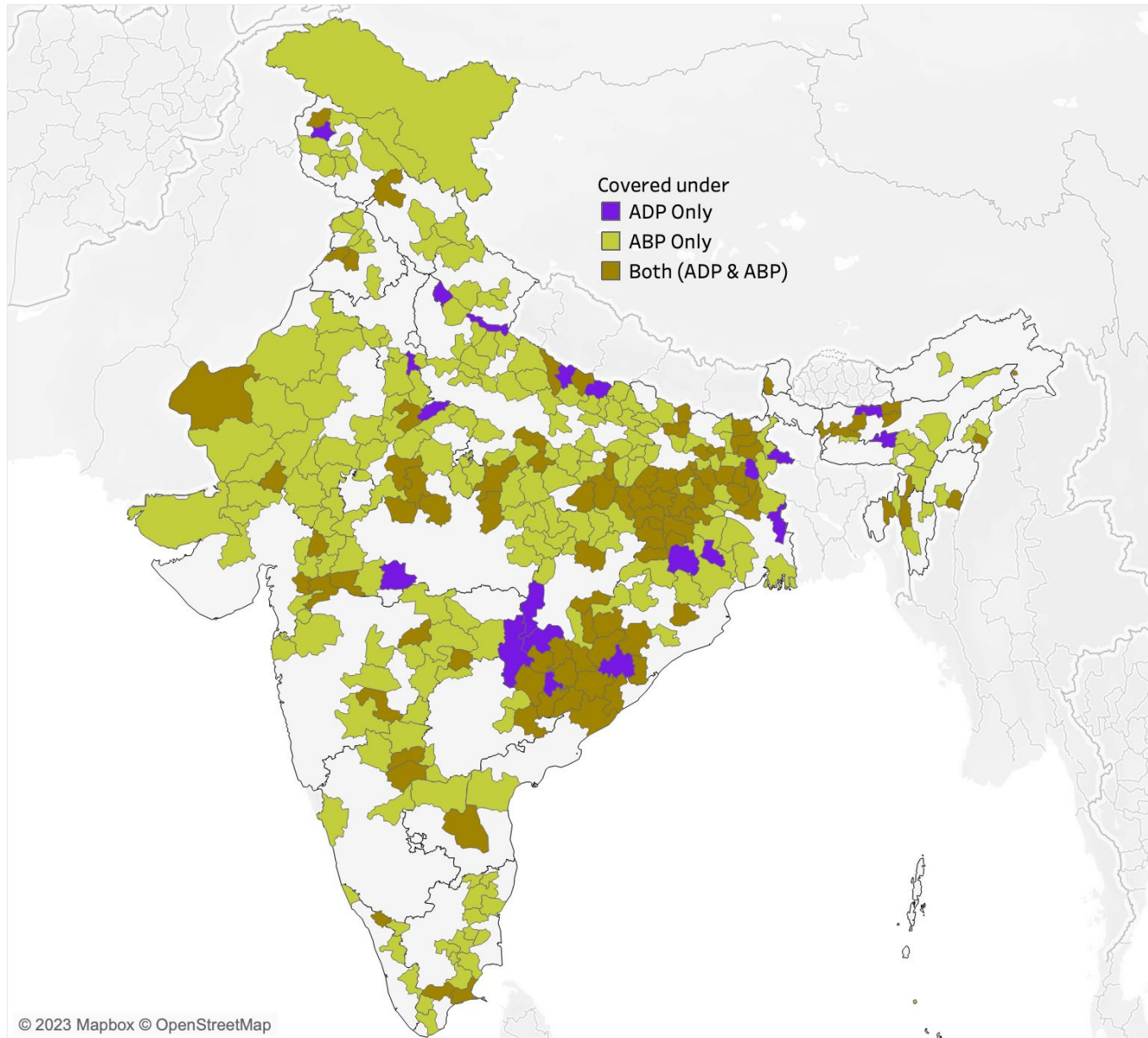
A five-fold increase in CSR spend was seen in Environment Sustainability projects between 2020-21 and 2021-22.

Top CSR Funders - Aspirational Districts (2014-22)



More than 25% of the CSR spend in Aspirational Districts is contributed by five companies

Districts Covered under ADP and ABP



With the launch of Aspirational Block Programme, more than 45% of districts in India (~350 districts) are now either part of ADP and/or districts of ABP



We are a part of Sattva Consulting - a leading firm specialising in research, data, advisory and assessment services for the social impact sector. Our work is powered by Sattva's decade-long experience in delivering high impact projects in emerging economies around the world.

Launched in January 2019, we are adding data-sets and visualisations every day.

If you are a social sector professional - CSR, foundation, social enterprise, non-profit organisation, impact investor, researcher, media house, think-tank - you will find us to be a great data guide.

Connect with us - we would love to hear from you.



www.indiadatainsights.com



info@indiadatainsights.com



www.facebook.com/IndiaDataInsights/



twitter.com/IDIforImpact



www.linkedin.com/company/india-data-insights/

www.sattva.co.in

