



India Data Insights

A **SATTVA** INITIATIVE

www.indiadatainsights.com



SDG 5 – Gender Equality

Datashots - 2025

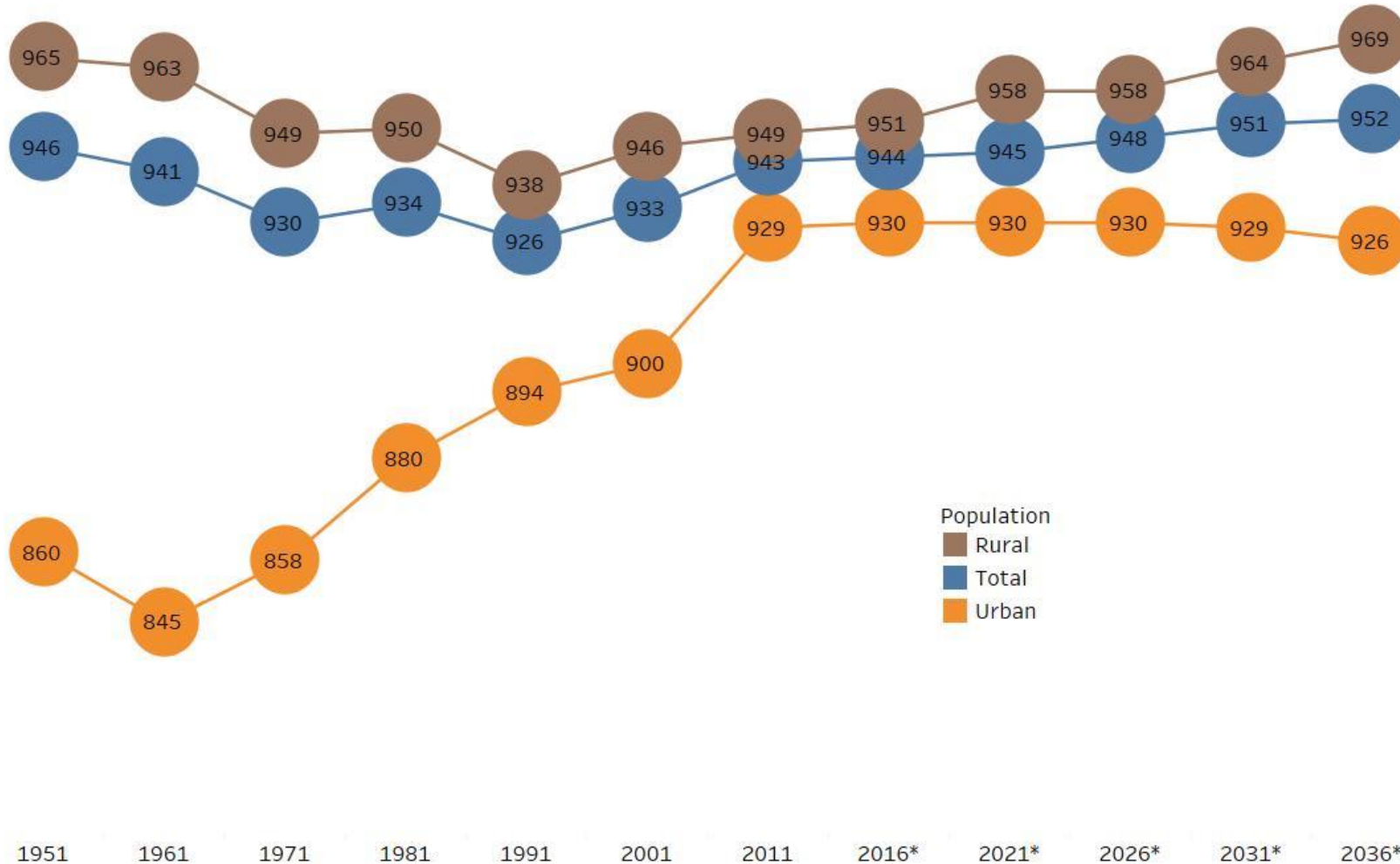
About SDG 5

SDG GOAL - Achieve gender equality and empower all women and girls

SDG aims at ending all discrimination against women and girls. India looks at achieving this through

- Ending all forms of violence, trafficking and sexual exploitation of women and girls.
- Recognising and valuing unpaid care and domestic work.
- Equal opportunities for leadership at all levels of decision-making in political, economic and public life for women.

Sex Ratio at Birth (Post Independent India)



Historically, The urban sex ratio improved from **860 females per 1,000 males in 1951 to 929 in 2011**, while the rural sex ratio declined from 965 to 949 over the same period.

The national average is also projected to remain around 950 females per 1,000 males by 2036, indicating a **persistent gender imbalance**

Source: Civil Registration System, Office of the Registrar General of India

Notes: Sex ratio at birth is the number of female births per thousand male births; Data is missing for states like Uttar Pradesh, Sikkim, Delhi, Maharashtra

Global Gender Gap Rank - India



From 2006 to 2016, India had progressed towards closing the gender gap.

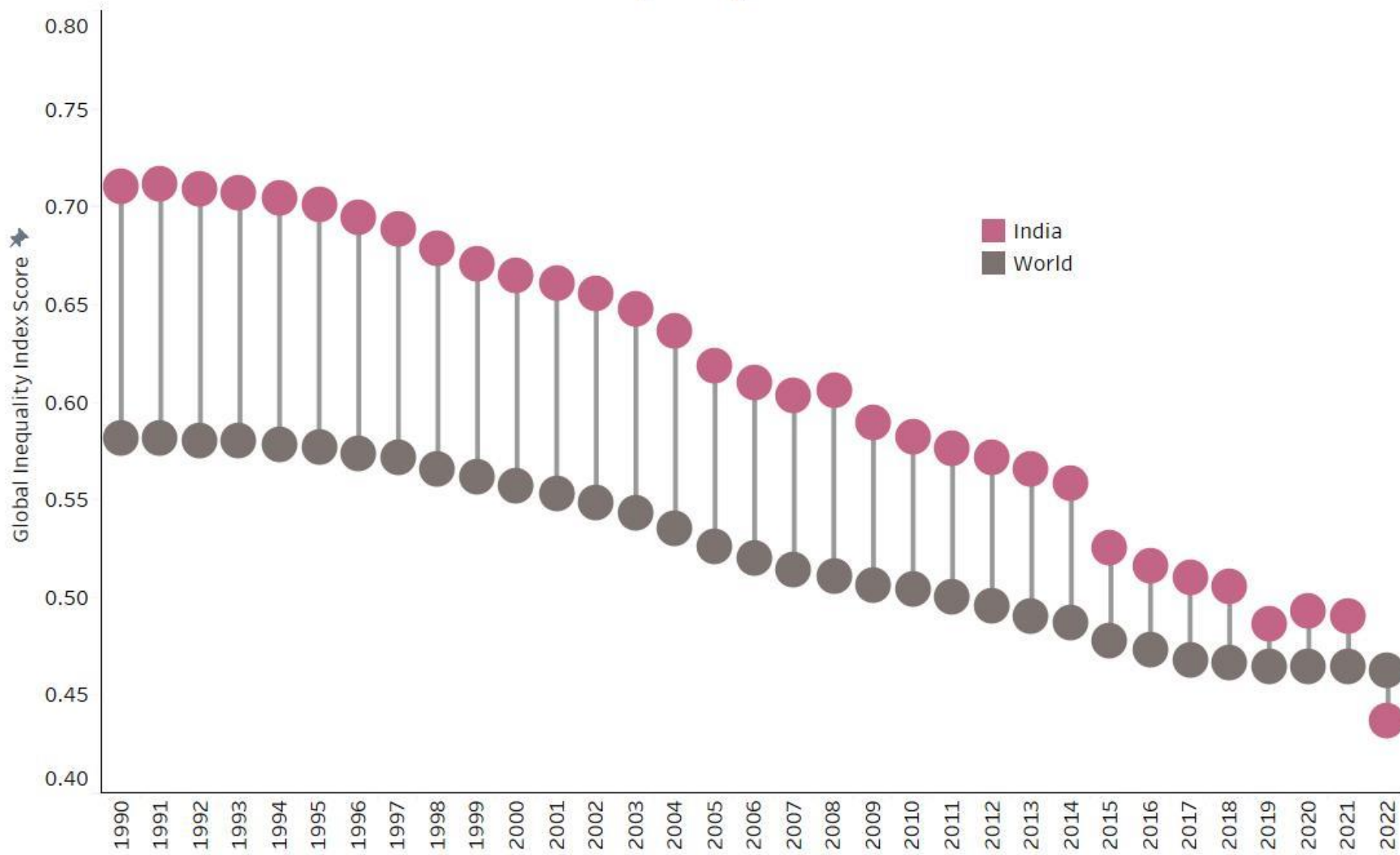
However, from 2016 the country has regressed steeply, falling **42 ranks** below in just 7 year period.

India currently ranks **129 out of a total of 146 countries.**

Source: World Economic Forum

Notes: The Global Gender Gap Index examines the gap between men and women in four fundamental categories including Economic Participation and Opportunity, Educational Attainment, Health and Survival and Political Empowerment. The highest possible score is 1 (equality) and the lowest possible score is 0 (inequality). The countries with the lowest gender gap is ranked 1.

Gender Inequality Index Score



Gender Inequality Index (GII) published by UNDP is a composite metric of gender inequality across three dimensions – reproductive health, empowerment and labour participation.

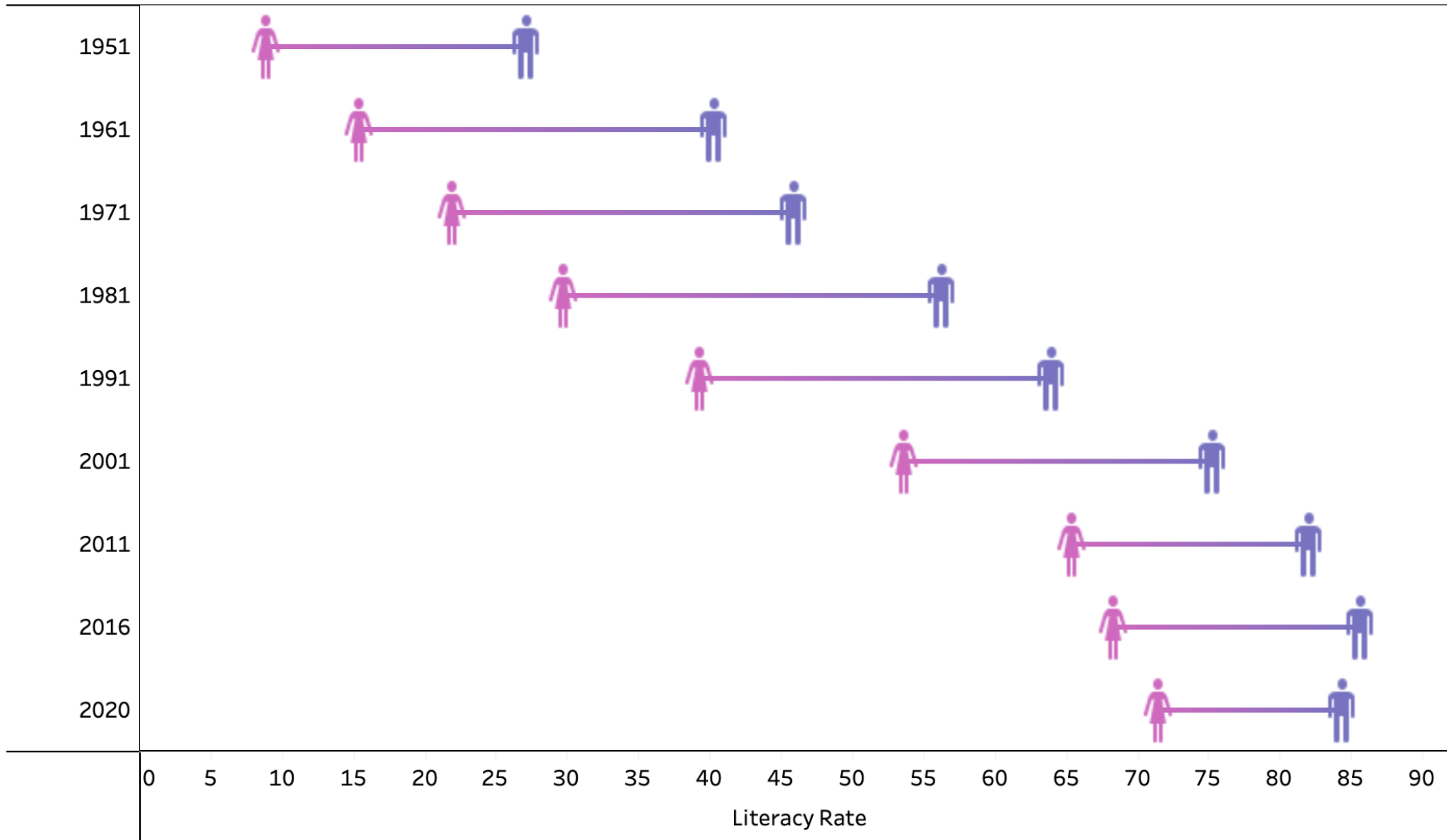
In the last three decades, GII score of India has been improving. With a score of 0.432 in 2022, India’s score improved by 0.058 points during this period.

As of 2022, India’s GII score has surpassed the inequality gap with the world average of 0.462.

Source: UNDP (United Nations Development Programme)

Notes: GII is a composite metric of gender inequality using three dimensions: reproductive health, empowerment and the labour market. A low GII value indicates low inequality between women and men, and vice-versa.

Literacy in India



Over the last seven decades, India's literacy rate has been improving and the gender gap in literacy rate has been closing.

In 2020 (as per NFHS 5 survey), literacy among males was still ~13 points higher than in females.

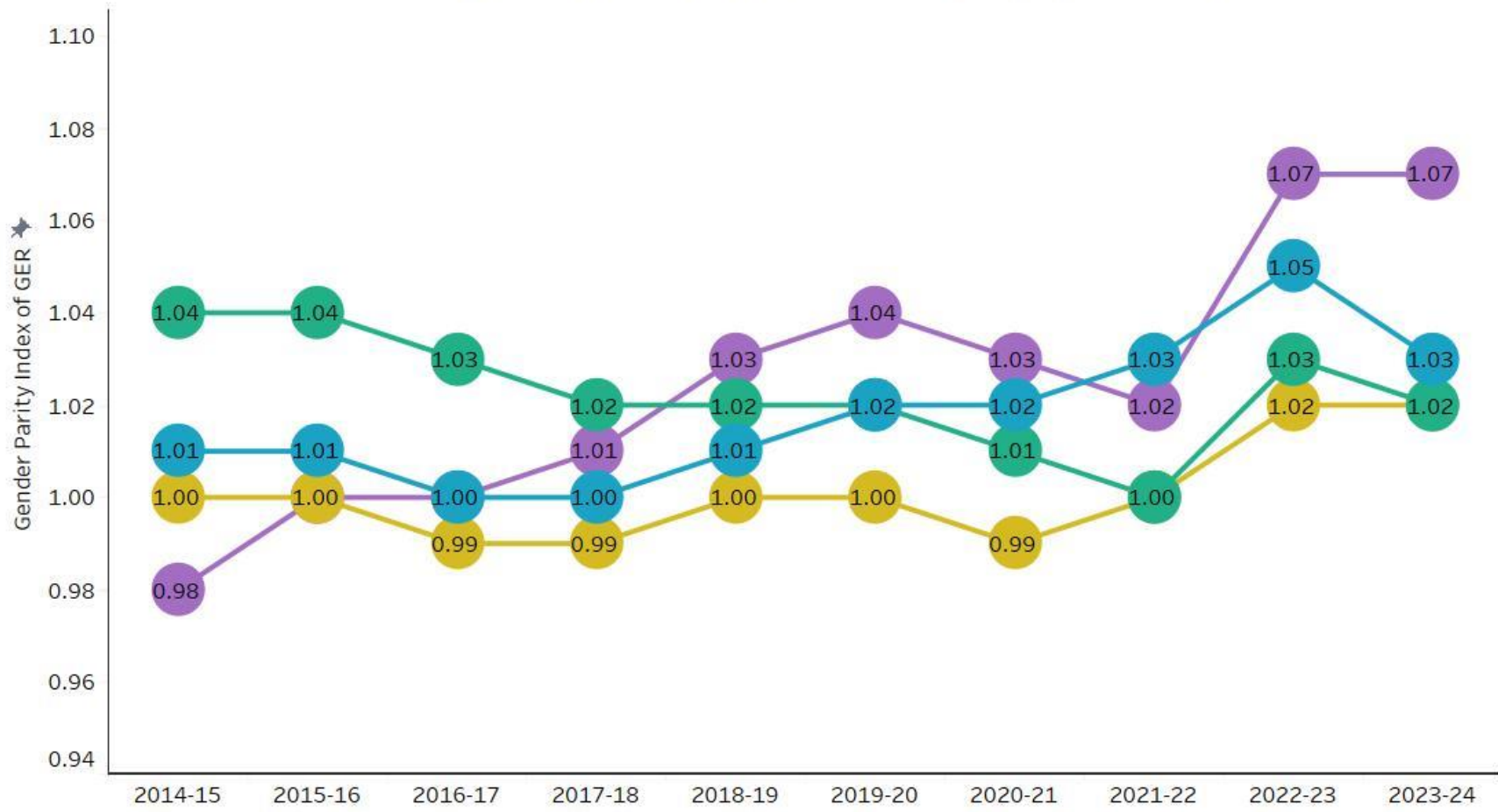
Source: Census of India, Office of Registrar General, India. 2016 & 2020 data is from National Family Health Survey (NFHS 4 & 5)

Notes: Literacy rate is the number of people of age seven and above who can both read and write with understanding in any language of the total population of 7 and above.

School Education in both sexes



Gender Parity Index of GER in School Education – India



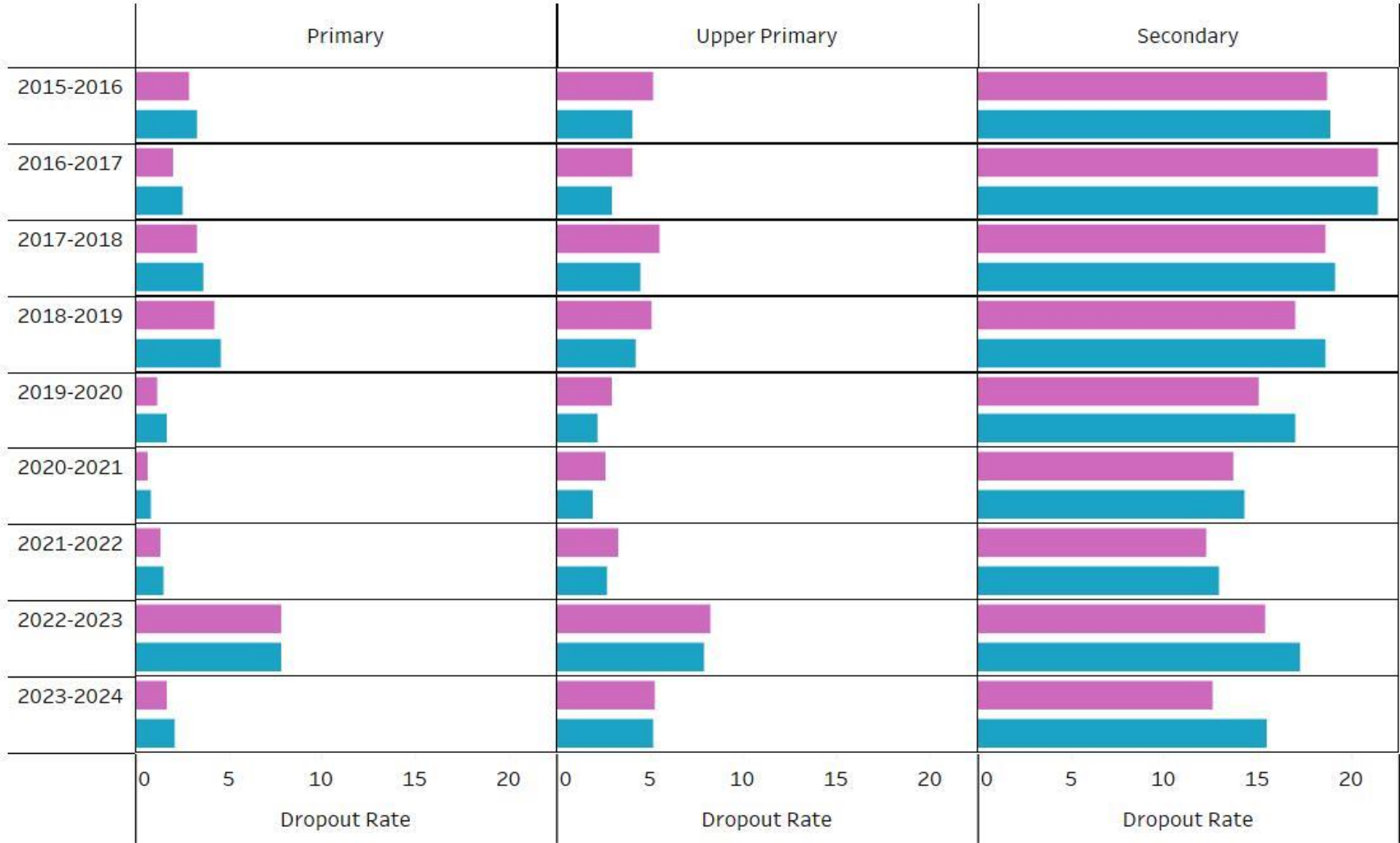
Level of Education
■ Primary (I-V) ■ Upper Primary (VI-VIII) ■ Secondary (IX-X) ■ Higher Secondary (XI-XII)

Source: Ministry of Education
 Notes: GER – Gross Enrolment Ratio; GPI – Gender Parity Index is the ratio of the number of female students enrolled to the number of male students in each education level

In the last decade, Gender Parity Index (GPI) of GER at various education levels reflects equitable participation of girls in the school system thus bridging the Gender Gaps in school enrolment.

Females seem to have surpasses male participation across all education levels in the last five years which is a positive trend.

School Student Dropout Rate - India

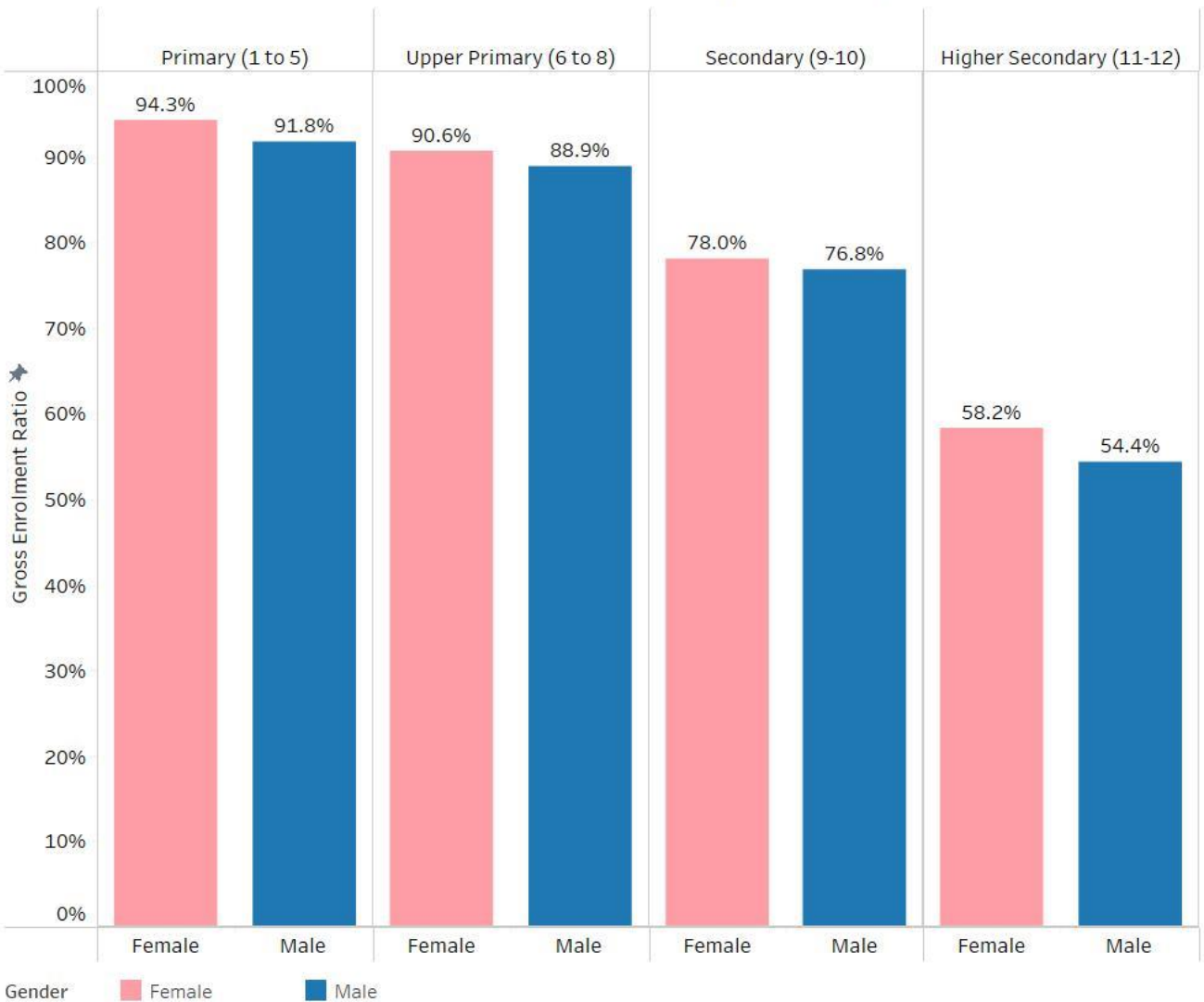


Student dropout rate at secondary education level is found to be much higher than at primary and upper primary levels.

Though the dropout rates have been declining over the year, A record high dropout rates have been observed in 2022-23 even at the Primary and Upper primary levels-More than 7% of students (male & female) dropped out at primary & Upper Primary level while 15% dropped out at the secondary level

School Education in both sexes

Gross Enrolment Ratio (2023-24)



The Gross Enrolment Ratio for females is higher than males across all education levels as of 2023-24.

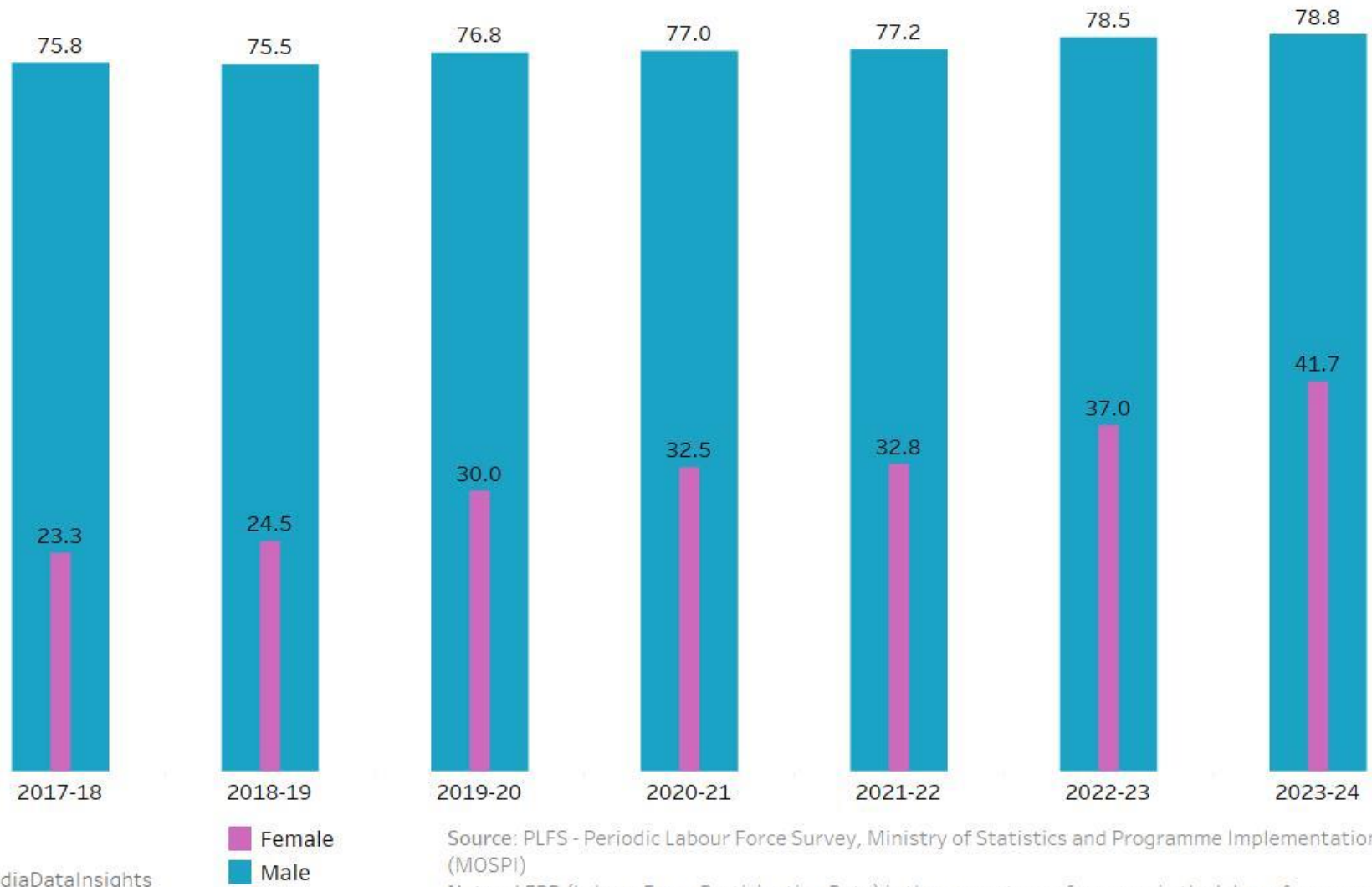
However, GER drops at the Secondary and Higher secondary level due to various reasons for male and female both.

Source: ; UDISE
 Notes: Gross Enrolment Ratio is defined as the enrolment in a specific level of education to the population of the age-group which is most age-appropriate for that level of education..

Financial inequality between the sexes



Labour Force Participation Rate (age 15 & above) - India



Female LFPR in India has increased by ~79% since 2017-18.

During the same period, the LFPR gap between male and female has been reducing.

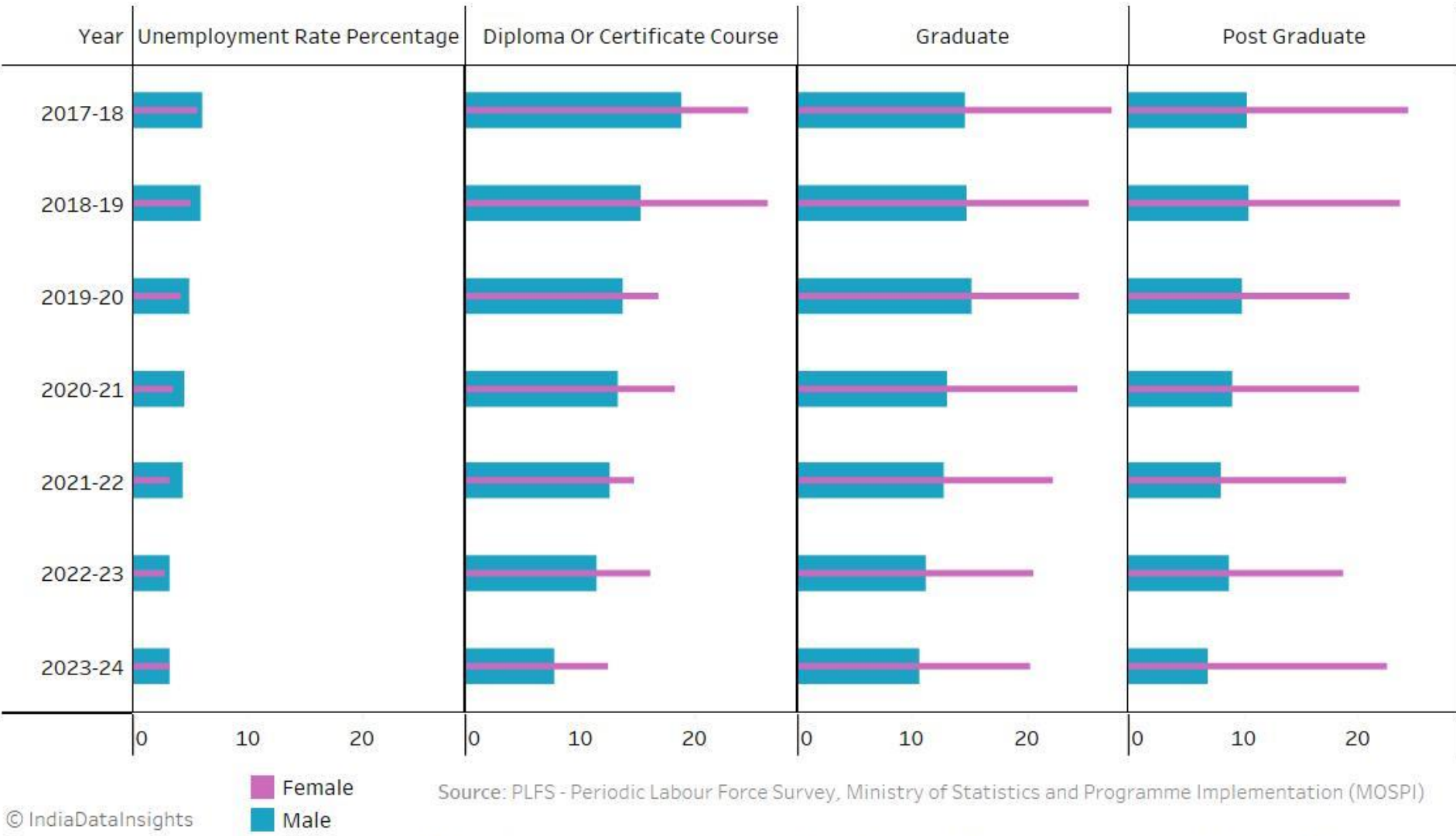
In 2017-18, share of LFPR among men was more than double than the female LFPR. However, by 2023-24, this has improved to 37.1%.

Source: PLFS - Periodic Labour Force Survey, Ministry of Statistics and Programme Implementation (MOSPI)
Notes: LFPR (Labour Force Participation Rate) is the percentage of persons in the labour force among the persons in population.

Financial inequality between the sexes



Unemployment Rate (age 15 & above) by Education Level - India

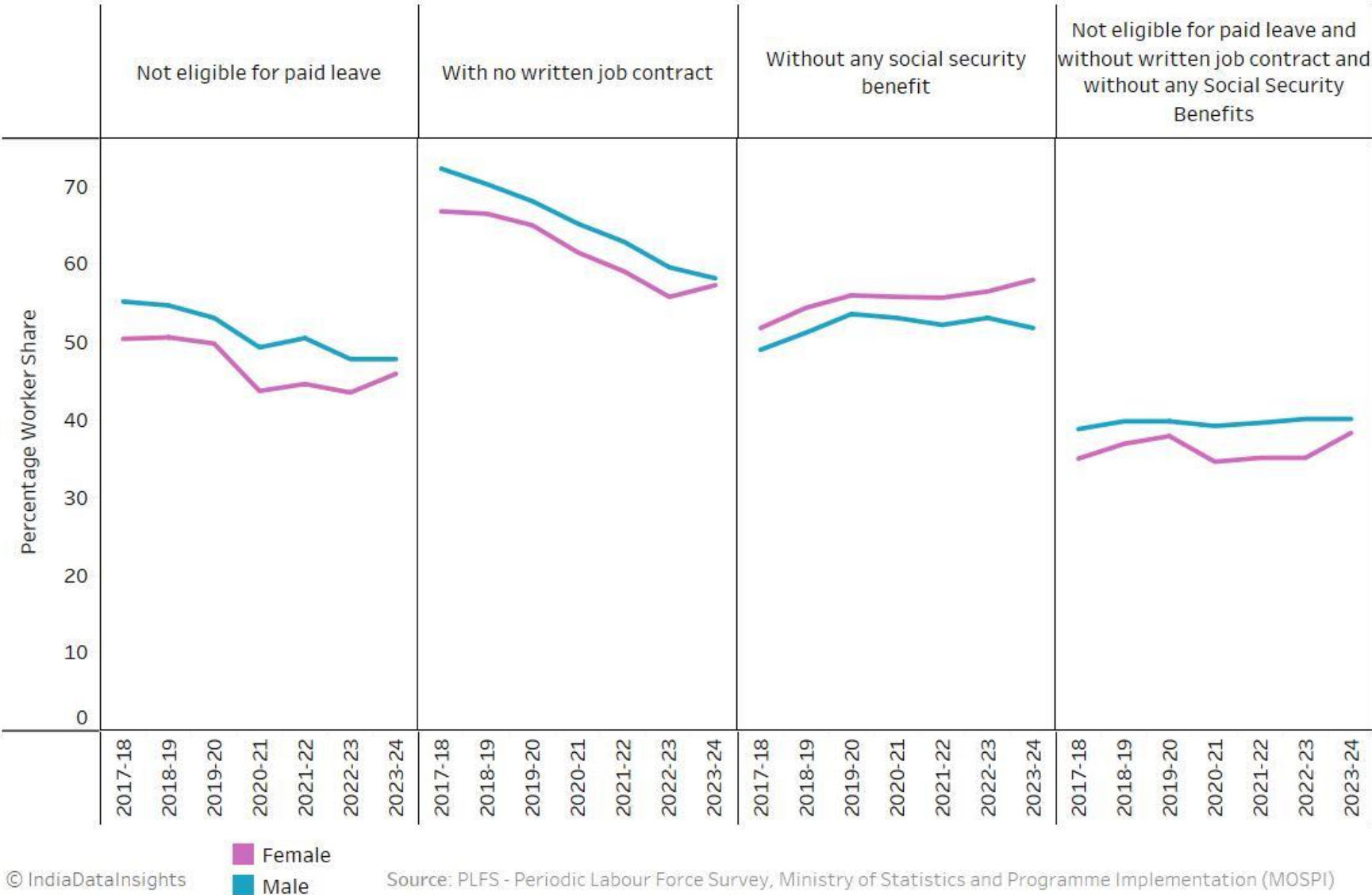


Though the overall unemployment rate in India has been declining, the unemployment rate among females with the education levels of Diploma/Certificate Course, Graduates and Postgraduates is found to be very high compared to that of males.

As of 2023-24, the UR of graduates and post graduates females, the unemployment rate is double than that of males.

Women Empowerment

Share of Salaried Workers in non-agriculture sector with employment benefits - India



More than 40% of salaried workers (both male and female) in non-agriculture sector are deprived of employment benefits such as paid leave, written job contract or social security benefits.

Higher share of female workers are deprived of social security benefits than the male worker population.

Crimes Against Women

Crime Against Women (Rate and Incidence) - India



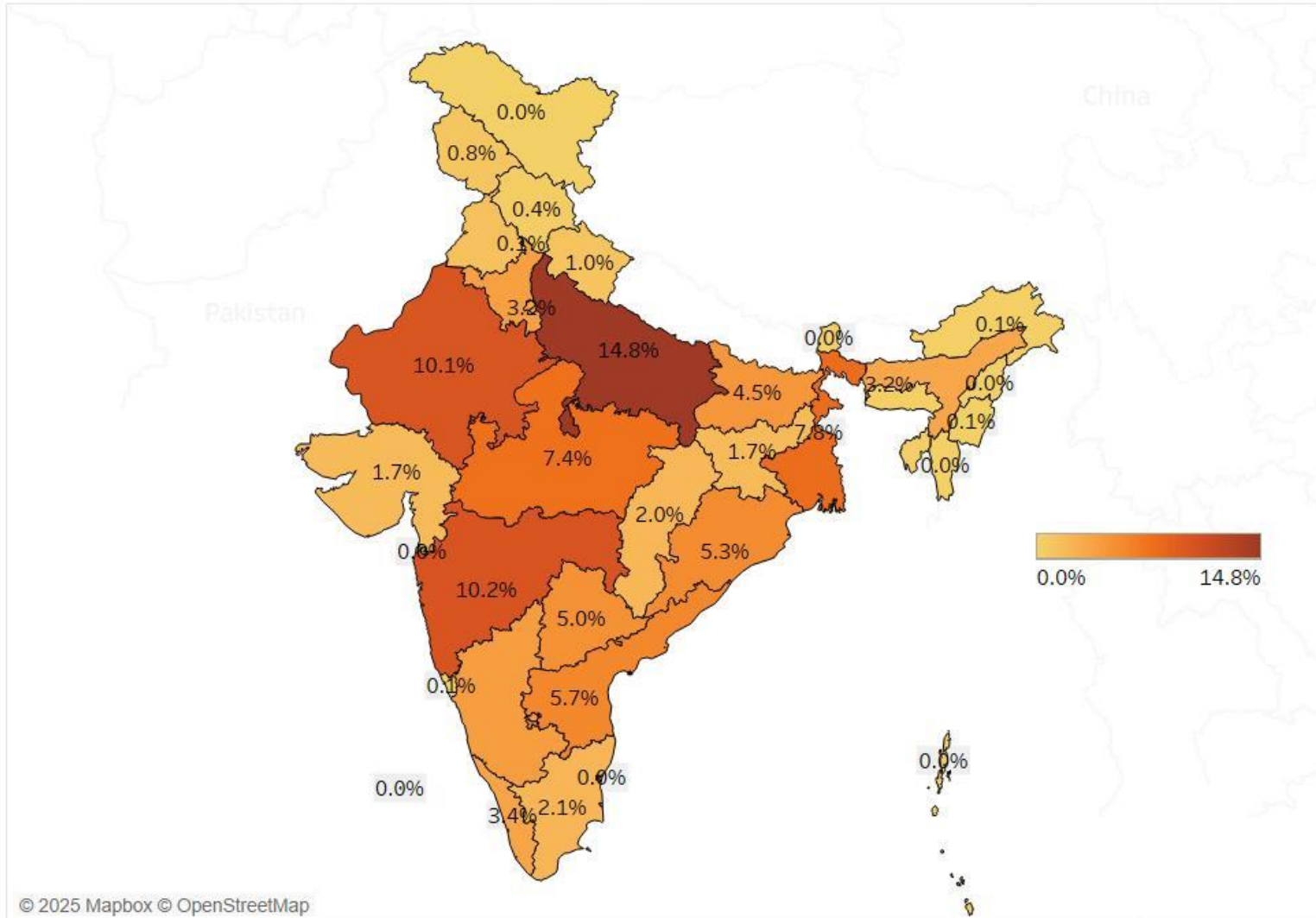
Number of crime against women incidences reported has been increasing with a slight decline seen during the COVID year 2020.

Crime rate (crime against women per lakh population) has also been increasing.

As per NCRB report 2022, ~4.5 Lakh incidence were reported. During the same period the crime rate against women was 66.

Crimes Against Women

Percentage of State-Crime by Total Crime against women in India (2022)

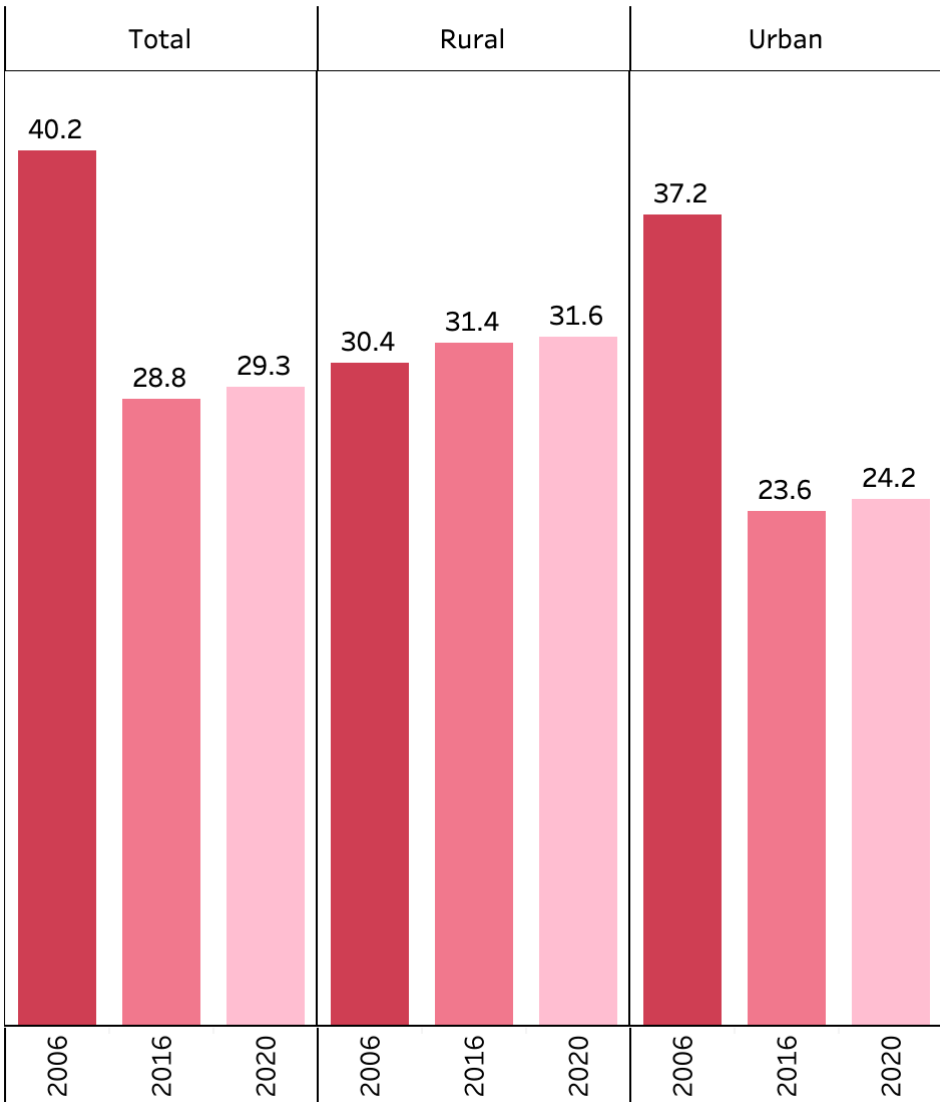


In 2022, Out of the total ~4.5 Lakh incidence cases reported; More than 10% of India's crime against women happens in Uttar Pradesh, Rajasthan and Maharashtra

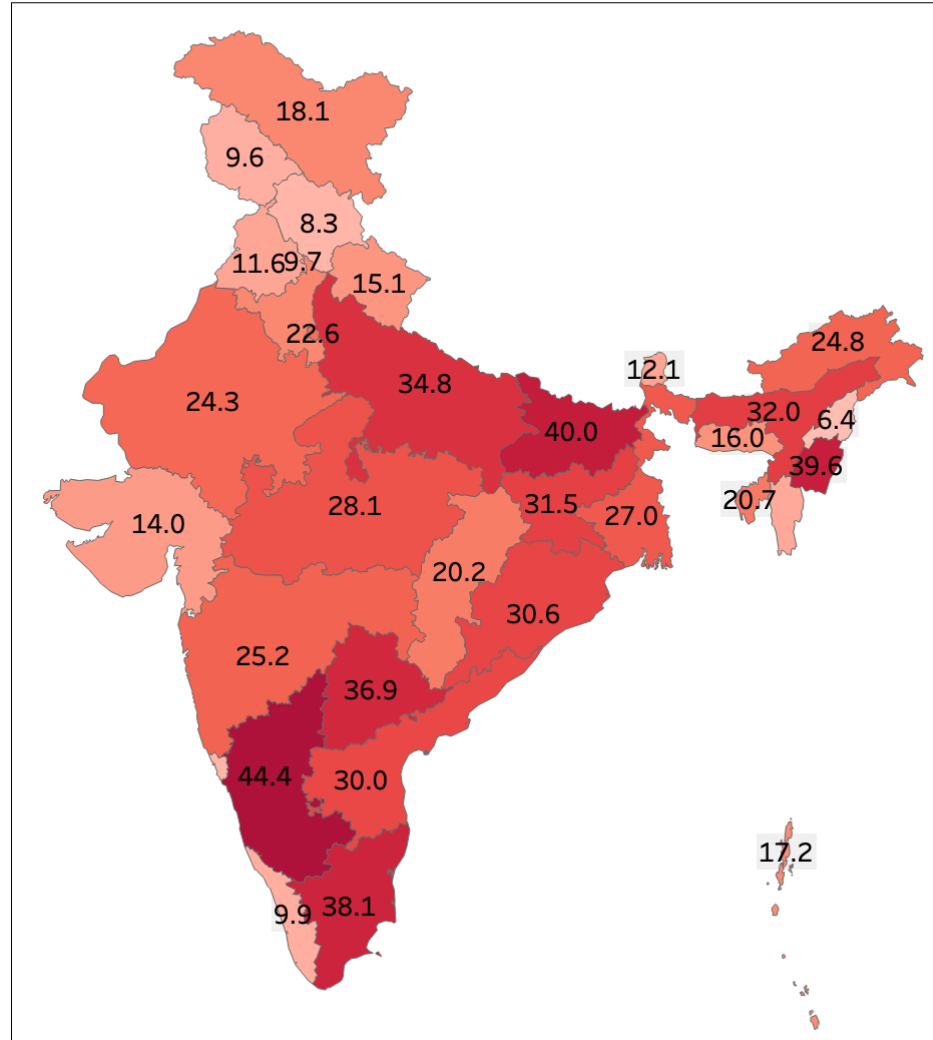
© 2025 Mapbox © OpenStreetMap

Crimes Against Women

Trends in Spousal Violence (%) - India



Ever-married women who have ever experienced spousal violence (%)



In five states, close to 40% of married women have experienced spousal violence.

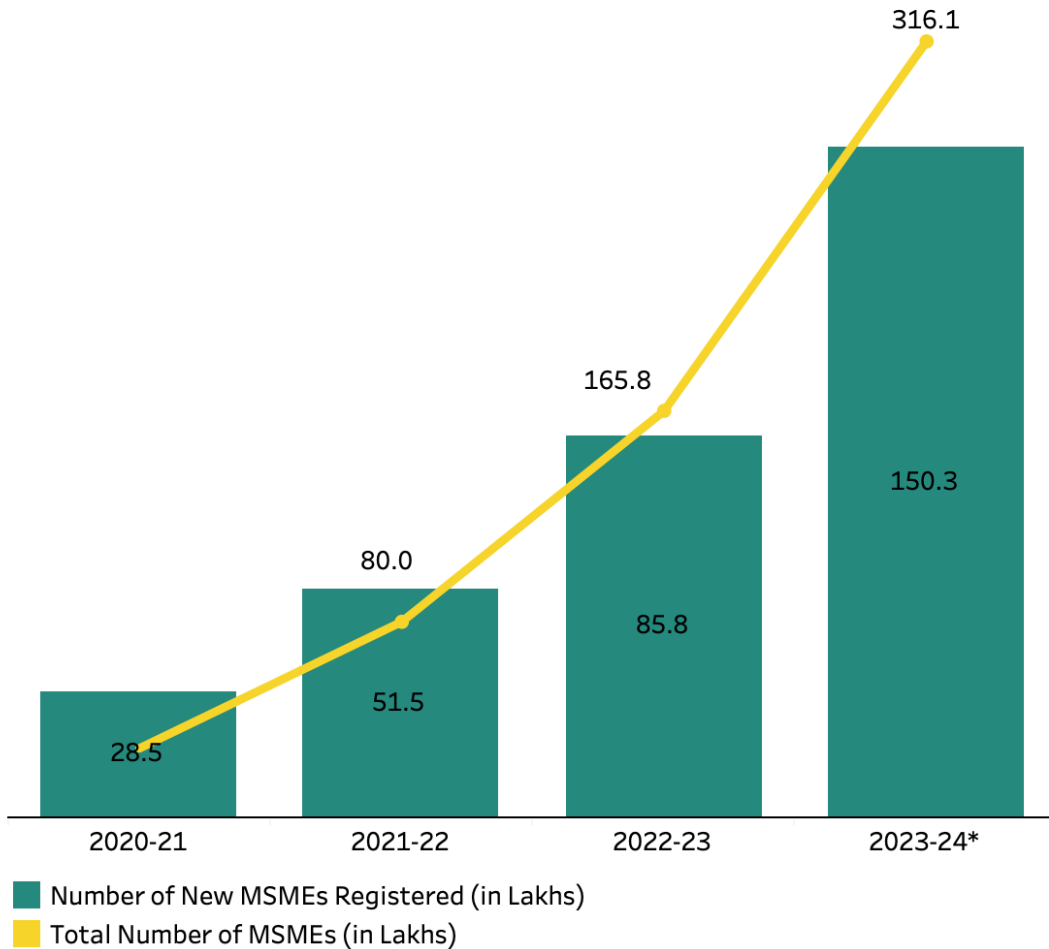
As per the latest survey, spousal violence experienced by married women has slightly increased in both rural and urban areas.

On an average, in India, spousal violence has decreased by 11% in the last 15 years. Yet, one in three women still face spousal or domestic abuse.

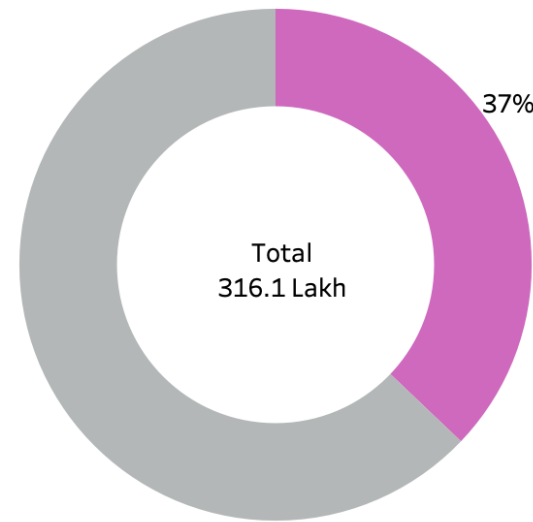
Women Empowerment

MSMEs Registered on Udhyaam Portal

Growth in Registrations



Share of Women Owned MSMEs *



Total number of MSME registration has increased by ten fold since it launch in July '2020.

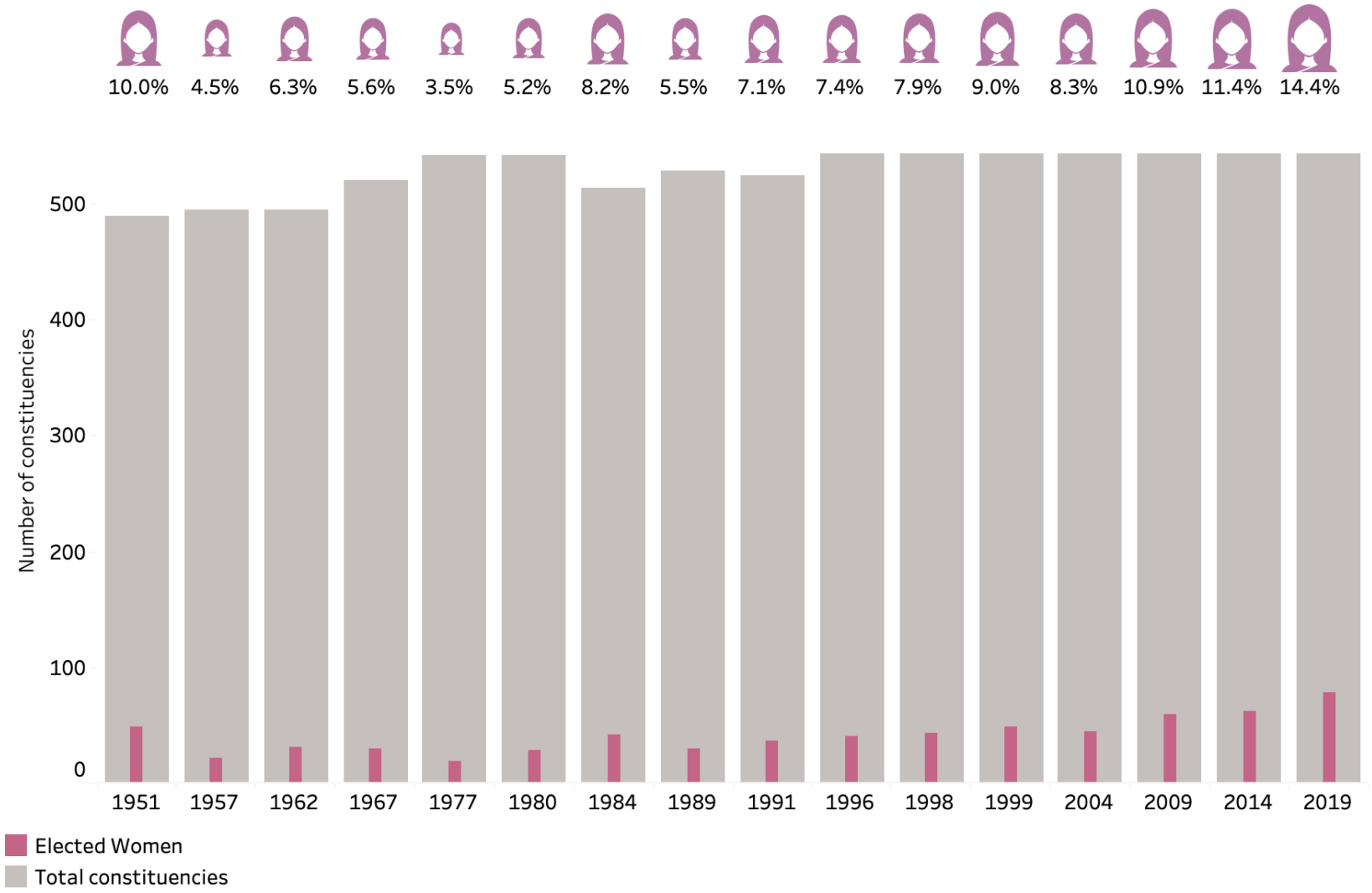
As of Dec '23, ~3.16 crore MSMEs were registered on Udhyaam Portal.

More than 1/3rd (37% - 1.17 crore) are women owned enterprises.

Women Empowerment



Women's representation in Lok Sabha - India



One of the goals of SDG 5 is equal opportunities for leadership at all levels of decision-making in political, economic and public life for women.

Women's representation in the lower house of the parliament has been less than 10% for almost six decades 1951-2004.

In 2019, women representatives were elected in 78 constituencies thus bringing the representation of women to an all time high of 14.4% of the total seats in Lok Sabha.



We are a part of Sattva Consulting - a leading firm specialising in research, data, advisory and assessment services for the social impact sector. Our work is powered by Sattva's decade-long experience in delivering high impact projects in emerging economies around the world.

Launched in January 2019, we are adding data-sets and visualisations every day.

If you are a social sector professional - CSR, foundation, social enterprise, non-profit organisation, impact investor, researcher, media house, think-tank - you will find us to be a great data guide.

Connect with us - we would love to hear from you.



www.indiadatainsights.com



info@indiadatainsights.com



www.facebook.com/IndiaDataInsights/



twitter.com/IDIforImpact



www.linkedin.com/company/india-data-insights/

www.sattva.co.in

