



India Data Insights

A **SATTVA** INITIATIVE

www.indiadatainsights.com



Aspirational Districts

Data Guide – July 2021

Table of Contents

Section	Page
<u>Introduction</u>	4
<u>Overall Performance</u>	12
<u>Thematic Areas</u>	18
<u>CSR Funding</u>	34

Aspirational Districts

Introduction

 TOC

In UNDP's 2016 Human Development Index, India ranked 131 out of 188 countries. By uplifting the districts which have shown relatively lesser progress in achieving key social outcomes, India can move ahead in the human development index.

A New India by 2022

- The 'Transformation of Aspirational Districts' was launched in January 2018.
- This initiative aims to remove heterogeneity through a mass movement to quickly and effectively transform these districts.
- It aims at improving the socioeconomic conditions in the 100 most backward districts, which would give a big boost to overall development of the country.
- The broad contours of the programme are Convergence (of Central & State Schemes), Collaboration (of Central, State level 'Prabhari' Officers & District Collectors), and Competition among districts driven by a spirit of mass Movement.
- 115 districts were identified from 28 states, at least one from each state.

A New India by 2022 – Transformation of Aspirational Districts



Launched in 2018 - 5 years programme
Progress monitored monthly



115 Districts across 28 States




5 Thematic Areas



81 Data points across 49 Indicators



~20 Crore (~15%) of India's population lives
in Aspirational Districts



Convergence of Central & State Schemes
Collaboration of Central, State-level Officers
& District Collectors
Competition among districts

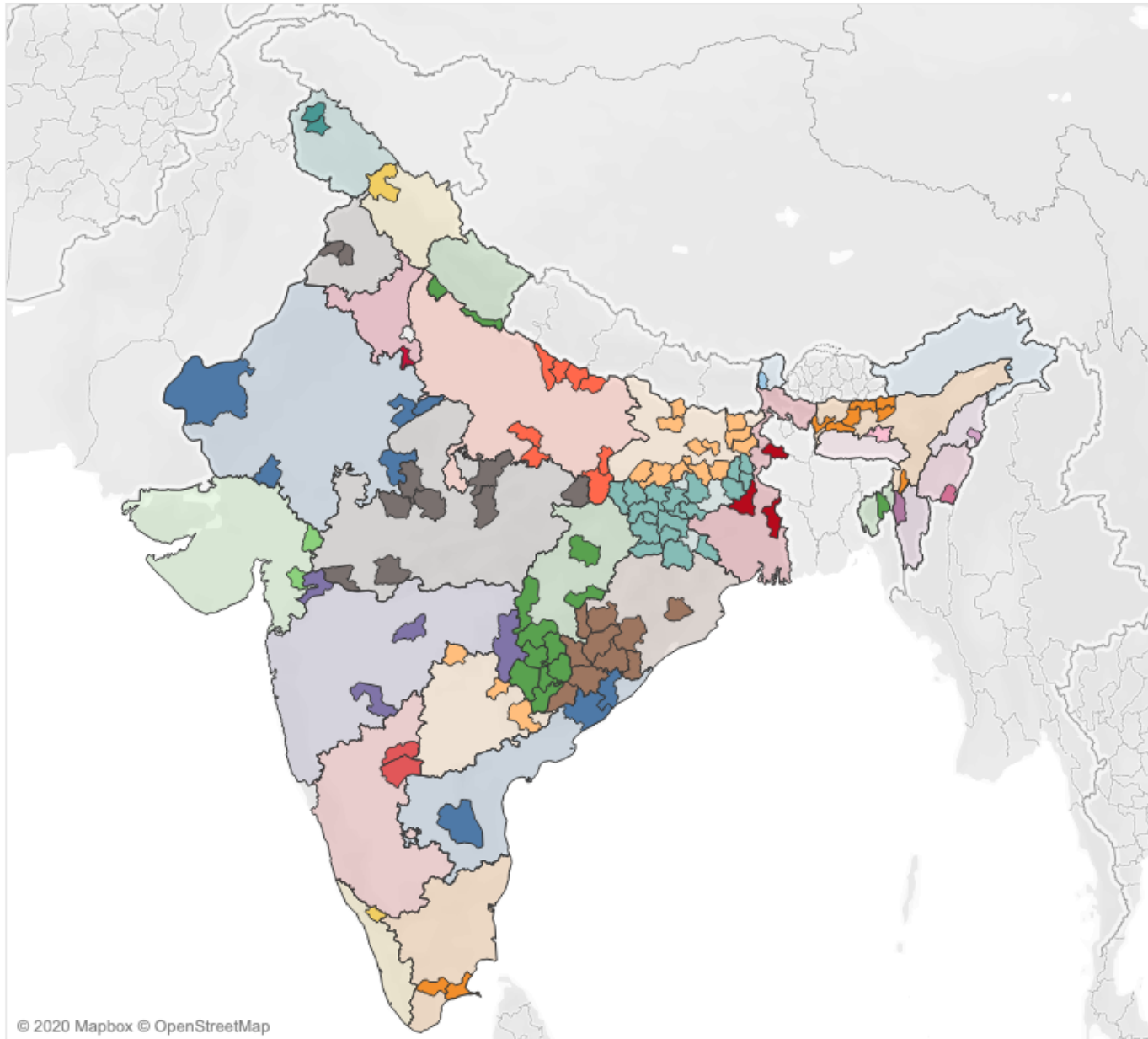


~86% increase in the overall composite
score (as of Feb 2021)



1345 INR Crores of CSR funding between
2014-20. ~1.45% of Total CSR spend.

Aspirational Districts of India



50% of aspirational districts are from these 5 states

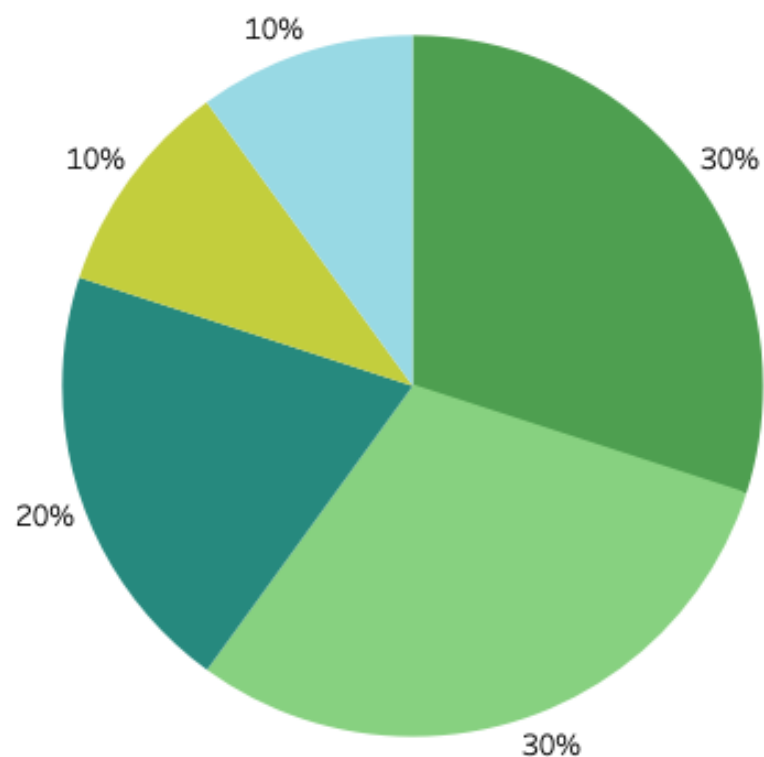
- Jharkhand (19 districts)
- Bihar (13 districts)
- Chhattisgarh (10 districts)
- Odisha (10 districts)
- Madhya Pradesh (8 districts)

Aspirational Districts

Overall Performance

 TOC

Thematic Areas - Weightages



Thematic Areas

Health & Nutrition
Education

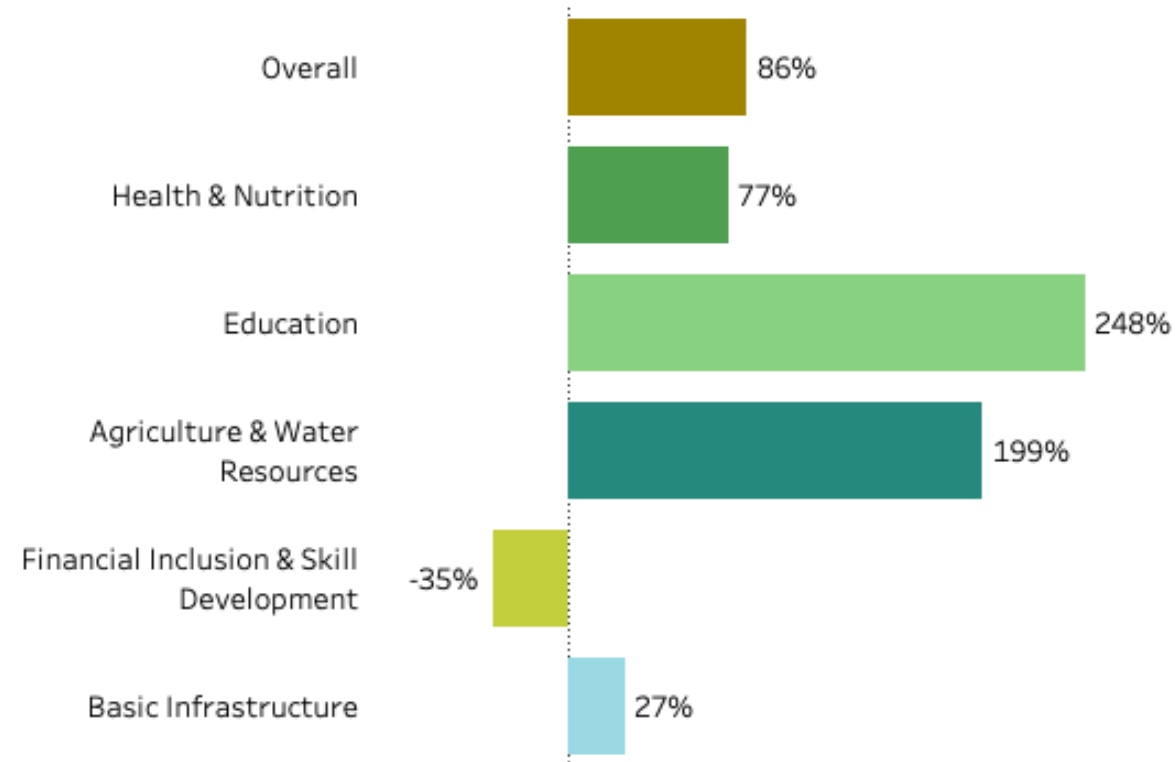
Agriculture & Water Resources

Financial Inclusion & Skill Development

Basic Infrastructure

© IndiaDataInsights.com

Thematic Areas - Average Change (Aug '18 - Feb '21)



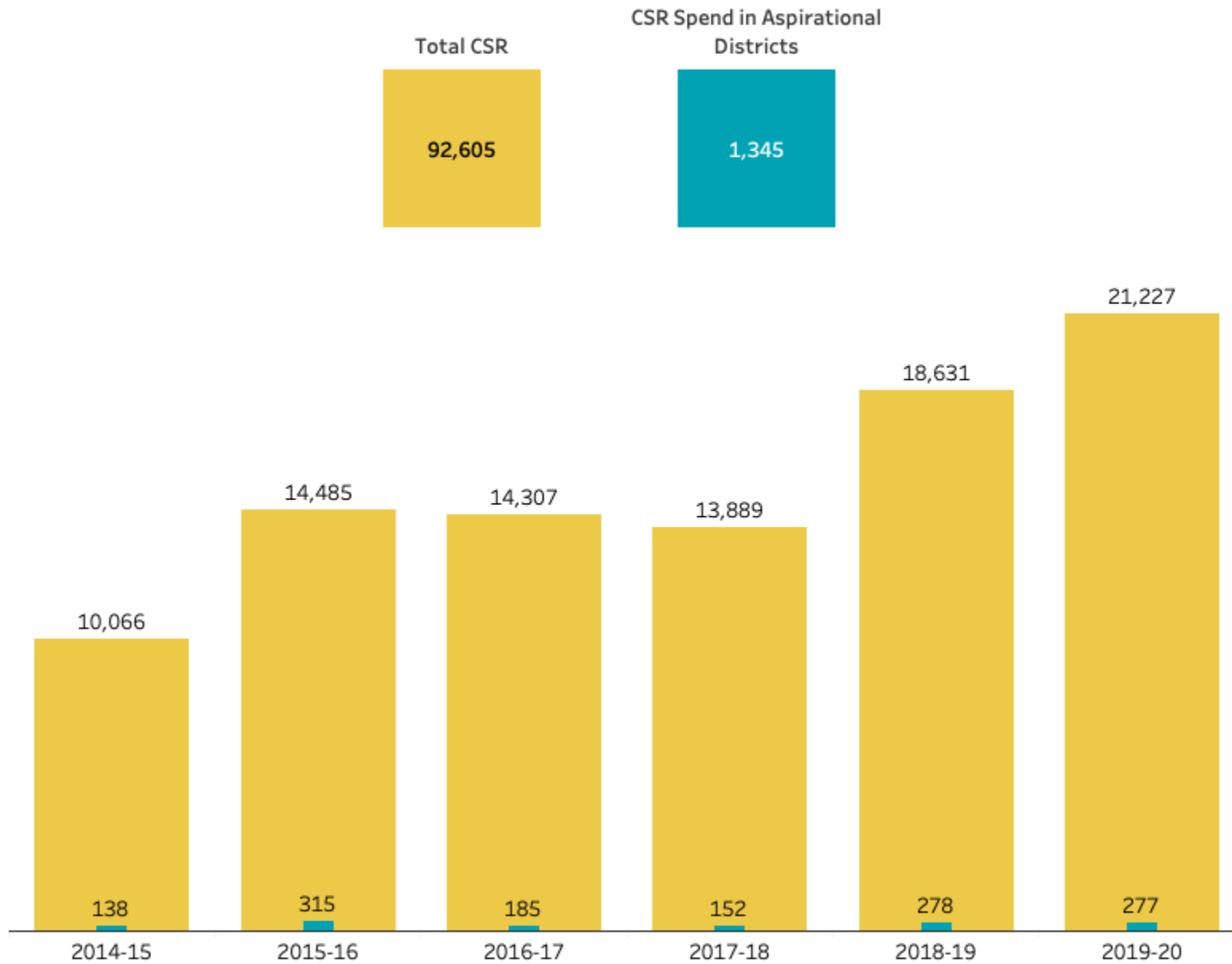
Aspirational Districts

CSR Funding

 TOC

- CSR funding data is as updated on the Ministry of Corporate Affairs portal as of Mar 2021.
- CSR amounts are in INR crores.
- PAN India refers to projects undertaken that are pan-India in scope.
- The district level CSR analysis is limited by the data available. Nearly 80% of the total CSR spend is not mapped to any district, though attributed to a specific state. Readers are advised to keep in mind that some of the funds being shown at state level may have been spent in aspirational districts, but not specifically attributed at district level. Hence the actual spend in aspirational districts is likely to be higher than what is directly attributed according to the statements filed with the MCA.
- The guideline for PSUs is to spend 60% of their CSR funds in aspirational districts.

CSR Spend in Aspirational Districts (2014-20)



~1.45% of the total CSR spend has been in the aspirational districts



We are a part of Sattva Consulting - a leading firm specialising in research, data, advisory and assessment services for the social impact sector. Our work is powered by Sattva's decade-long experience in delivering high impact projects in emerging economies around the world.

Launched in January 2019, we are adding data-sets and visualisations every day.

If you are a social sector professional - CSR, foundation, social enterprise, non-profit organisation, impact investor, researcher, media house, think-tank - you will find us to be a great data guide.

Connect with us - we would love to hear from you.



www.indiadatainsights.com



info@indiadatainsights.com



www.facebook.com/IndiaDataInsights/



twitter.com/IDIforImpact



www.linkedin.com/company/india-data-insights/

www.sattva.co.in

